

MCP SERVER

NO CODE

CLOUD HOSTED

# Aircall

**F** Quality Score 3.6/100

call-center

business-phone

call-logs

team-collaboration

voice-analytics

customer-service



# The infrastructure that powers AI agents in the real world.



Vinkius connects AI to the world's software through secure, enterprise-grade infrastructure — enabling real-world execution at scale, built on the Model Context Protocol (MCP).

# Your AI Connections Run Through Vinkius Cloud

The world's largest  
managed MCP catalog

Vinkius is the cloud infrastructure where AI agents connect to the software your business already runs. We handle the hosting, the security, the credentials, the uptime — you get agents that actually do things.

We operate the world's largest managed MCP catalog. Major SaaS platforms, CRMs, databases, and cloud providers — running, monitored, production-ready. This MCP server is hosted and maintained by the Vinkius Cloud for AI Agents.

*The agent doesn't manage credentials, doesn't manage uptime, doesn't manage security. Vinkius does.*

— Architecture principle

---

## Four Pillars of the Vinkius Runtime

### 01 — Security by design

Credentials stay encrypted at rest via AES-256. The AI agent never touches raw keys — they're injected into a sandboxed V8 isolate at runtime. Actions are logged, and connections have an emergency kill switch.

### 03 — Deterministic observability

Eight immutable metrics per endpoint: request volume, p95 latency, error rate, active connections, cost attribution. A live payload feed logs every tool call with mutation detection.

### 02 — Built on MCP Fusion

This MCP server was built with **MCP Fusion**, the open-source framework (Apache 2.0) that powers the entire Vinkius catalog. Schema-as-firewall strips undeclared fields, compiled PII redaction runs at zero overhead, and cryptographic lockfiles produce git-diffable audit trails.

### 04 — Autonomous operations

Servers are deployed, monitored, and patched autonomously. New capabilities and security patches ship weekly. Zero-downtime deployments ensure continuous availability across all managed MCP servers.

**AES-256**

Encryption at rest

**Ed25519**

PKI vault signatures

**24h TTL**

Ephemeral session keys

**V8 Isolate**

Sandboxed execution

---

## One Token. Instant Access.

Every MCP server on Vinkius is accessed through a **Connection Token**. Tokens are generated in the cloud dashboard and produce a unique MCP endpoint URL. Paste this URL into any MCP-compatible client — no SDK required.

A single token can serve **multiple AI clients simultaneously**, or you can issue separate tokens per client for granular access control. Each token tracks its own request count, last activity timestamp, and can be individually enabled or revoked.

MCP ENDPOINT

`https://edge.vinkius.com/{token}/mcp`

Claude



Cursor



VS Code



Windsurf



Grok



Gemini

---

## Security Is the Architecture

Security in Vinkius is not a feature — it's the foundation of the runtime. The gateway enforces multiple independent protection layers between AI agents and third-party APIs.

### 01 — Ed25519 PKI Vault

Every workspace has an Ed25519 Master Key. Session keys are generated ephemerally (24h TTL) and signed by the Master Key. Credentials never leave the vault boundary.

### 02 — V8 Isolate Sandboxing

Tool code runs inside isolated-vm V8 isolates with 64 MB memory caps and per-request timeouts. No filesystem access, no network access except through the SSRF-guarded fetch bridge.

### 03 — SSRF Guard

All outbound HTTP requests are DNS-resolved and validated before execution. Private IP ranges (10.x, 172.16-31.x, 192.168.x, AWS metadata 169.254.x) are blocked at the network layer.

### 05 — Cryptographic Audit Trail

Every request is signed into a SHA-256 hash chain with Ed25519 signatures. Events form a tamper-proof, SIEM-exportable forensic record.

### 04 — DLP & PII Redaction

A ResponseGuard pipeline intercepts every tool response. Configurable redaction patterns strip sensitive fields (emails, SSNs, card numbers) before data reaches the AI agent.

### 06 — Honeypot Trap System

Phantom credentials are injected into isolated environments. If a honeypot is used outside Vinkius infrastructure, the server is quarantined instantly.

## Emergency Kill Switch

EU AI Act Art. 14(1)  
Compliant

The kill switch is an **emergency halt** mechanism — not a simple toggle. When triggered, it executes three actions atomically:

#### 01 — Server deactivated

The MCP server is immediately taken offline across the entire cluster.

#### 02 — All tokens revoked

Every connection token is invalidated. Total lockout — reconnection blocked until new tokens are issued.

#### 03 — WebSocket connections killed

Active connections terminated via Redis pubsub broadcast. Propagates to every runtime node in the cluster.

## Full Visibility. Zero Guesswork.

The Vinkius cloud dashboard includes a full MCP Governance suite — real-time analytics and security controls for production AI operations.

**Control Plane**

KPI dashboard with request volume, latency, success rate, token consumption, and AI-generated operational briefings.

**FinOps**

Cost tracking per tool, payload compression savings, budget optimization signals, and consumption trends.

**Firewall & DLP**

PII redaction activity, sensitive data protection counters, and security event timeline.

**Agent Activity**

Which AI clients are connecting, how often, and what they're doing — real-time session tracking.

**Tool Health**

Slowest and most error-prone tools, with actionable root-cause insights and performance baselines.

**Incident Log**

Error trends, failure rates, status-code breakdowns, and forensic audit trail access.

Get started at [cloud.vinkius.com](https://cloud.vinkius.com) — connect your AI agent in under 60 seconds.

# Aircall MCP

10 tools available

Cloud-hosted on Vinkius

# One Click on Vinkius — From Prompt to Execution

Available at [vinkius.com/mcp/aircall](https://vinkius.com/mcp/aircall) — connect your AI agent in three steps.

---

## Built For

---

## 10 Tools Available

#	TOOL	DESCRIPTION
01	<code>list_calls</code>	List call logs
02	<code>get_call_details</code>	Get call technical details
03	<code>list_contacts</code>	List Aircall contacts
04	<code>search_contacts</code>	Search contacts by phone
05	<code>create_contact</code>	Add a new contact
06	<code>list_users</code>	List team members
07	<code>get_user_details</code>	Get user availability
08	<code>list_numbers</code>	List phone numbers
09	<code>get_number_details</code>	Get number configuration
10	<code>list_teams</code>	List Aircall teams

---

## See It in Action

Real prompts you can use once this MCP is connected to your AI agent through Vinkius Cloud.

### **U** List the last 10 calls made by my team.



I've retrieved your recent calls. You had 10 calls in the last hour, with an average duration of 4 minutes. 3 were inbound and 7 were outbound. Would you like to see the recordings for any of them?

### **U** Search for a contact with name 'John Doe'.



I've found 2 contacts matching 'John Doe'. One is at 'Future Corp' and the other is a private contact. Which one would you like to see the details for?

### **U** Check if user 'Jane Smith' is currently available for calls.



I've checked Jane Smith's status. She is currently 'Busy' on another call. Her average call duration is 5 minutes, so she might be free soon. Would you like me to check again in a moment?

---

## Frequently Asked Questions

### 01 How do I find my Aircall API ID and Token?

Log in to your Aircall Dashboard, navigate to **Integrations & API** > **API keys**, and create a new key. You will see both the ``api_id`` and ``api_token`` there.

### 02 Can I listen to call recordings via the agent?

The ``get_call_details`` tool provides the URL to the call recording if available. Your agent can retrieve this metadata, and you can access the link to listen to the audio.

### 03 Does this support checking user availability?

Yes! Use the `get\_user\_details` tool. It returns the current availability status (Available, Busy, or Offline) for any team member in your account.







---

# Go Live in 60 Seconds

Get your connection token from [cloud.vinkius.com](https://cloud.vinkius.com), then paste the endpoint URL into any MCP-compatible client.











YOUR MCP ENDPOINT

```
https://edge.vinkius.com/[TOKEN]/mcp
```

CLIENT	WHERE TO CONFIGURE
 <b>Claude AI</b>	Profile → Customize → Connectors → "+" → Add custom connector → Paste endpoint
 <b>Cursor</b>	Settings → Features → MCP Servers → "+ Add New MCP Server" → Type: SSE → Paste endpoint
 <b>VS Code</b>	Ctrl/Cmd+Shift+P → "MCP: Add Server" → add <code>"aircall": { "url": "..." }</code>
 <b>Windsurf</b>	MCP Settings → <code>mcp_settings.json</code> → Add endpoint URL
 <b>ChatGPT</b>	Settings → Tools & plugins → Add MCP server → Paste endpoint
 <b>Gemini</b>	Extensions → Add MCP Server → Paste endpoint URL

## ASK AN AI ABOUT THIS

Let your preferred AI explain this MCP server

-  **Ask ChatGPT** 
-  **Ask Claude** 
-  **Ask Perplexity** 
-  **Ask Gemini** 
-  **Ask Grok** 

READY TO CONNECT

# Aircall is live on Vinkius Cloud.

Get your connection token, paste it into your AI agent, and start building. No SDK. No deployment. Just results.

[Start at cloud.vinkius.com](https://cloud.vinkius.com) →

[vinkius.com](https://vinkius.com) · [support@vinkius.com](mailto:support@vinkius.com)

### INDEPENDENT PLATFORM DISCLAIMER

Vinkius is an independent platform and is not affiliated with, endorsed by, sponsored by, verified by, or otherwise authorized by Aircall. All third-party trademarks, logos, and brand names are the property of their respective owners. Their use in this document is strictly for informational purposes to identify service compatibility and interoperability.

### DOCUMENT INFORMATION

Generated	June 2026
MCP Server	Aircall MCP
Server ID	019d754a-bbb8-7025-b92c-1dea6faf717f
Platform	Vinkius Cloud for AI Agents
Endpoint	<a href="https://edge.vinkius.com/{token}/mcp">https://edge.vinkius.com/{token}/mcp</a>

### LICENSE & USAGE

This document is generated automatically by the Vinkius PDF Engine. Content reflects the MCP server configuration at the time of generation and may change as updates are deployed. For the most current information, visit [vinkius.com/mcp/aircall](https://vinkius.com/mcp/aircall).