

MCP SERVER

NO CODE

CLOUD HOSTED

# arXiv Alternative MCP for AI Agents

## Search and Harvest Scientific Papers from Open-Access Archives

The arXiv MCP connects your AI agent directly to the world's largest open-access academic library. It lets you search millions of scholarly articles across physics, computer science, and mathematics by keyword or author. You can also automate data collection by fetching structured feeds (RSS/Atom) or retrieving raw records for deep citation analysis.

**F** Quality Score 3.6/100

scholarly-articles

academic-search

metadata-extraction

open-access

research-data

physics-math-cs



# The connectivity layer between AI and the world's software.



Vinkius sits between AI and every application. All communication passes through Vinkius Cloud via the Model Context Protocol (MCP) — with governance, observability, and security at every layer.

# Your AI Connections Run Through Vinkius Cloud

The world's largest  
managed MCP catalog

Vinkius is the connectivity layer where AI connects to the software your business already runs. We handle the hosting, the security, the credentials, the uptime — you get agents that actually do things.

We operate the world's largest managed MCP catalog. Major SaaS platforms, CRMs, databases, and cloud providers — running, monitored, production-ready. This MCP server is hosted and maintained by the Vinkius Cloud for AI Agents.

*The agent doesn't manage credentials, doesn't manage uptime, doesn't manage security. Vinkius does.*

— Architecture principle

---

## Four Pillars of the Vinkius Runtime

### 01 — Security by design

Credentials stay encrypted at rest via AES-256. The AI agent never touches raw keys — they're injected into a sandboxed V8 isolate at runtime. Actions are logged, and connections have an emergency kill switch.

### 03 — Deterministic observability

Eight immutable metrics per endpoint: request volume, p95 latency, error rate, active connections, cost attribution. A live payload feed logs every tool call with mutation detection.

### 02 — Built on MCP Fusion

This MCP server was built with **MCP Fusion**, the open-source framework (Apache 2.0) that powers the entire Vinkius catalog. Schema-as-firewall strips undeclared fields, compiled PII redaction runs at zero overhead, and cryptographic lockfiles produce git-diffable audit trails.

### 04 — Autonomous operations

Servers are deployed, monitored, and patched autonomously. New capabilities and security patches ship weekly. Zero-downtime deployments ensure continuous availability across all managed MCP servers.

**AES-256**

Encryption at rest

**Ed25519**

PKI vault signatures

**24h TTL**

Ephemeral session keys

**V8 Isolate**

Sandboxed execution

---

## One Token. Instant Access.

Every MCP server on Vinkius is accessed through a **Connection Token**. Tokens are generated in the cloud dashboard and produce a unique MCP endpoint URL. Paste this URL into any MCP-compatible client — no SDK required.

A single token can serve **multiple AI clients simultaneously**, or you can issue separate tokens per client for granular access control. Each token tracks its own request count, last activity timestamp, and can be individually enabled or revoked.

MCP ENDPOINT

`https://edge.vinkius.com/{token}/mcp`

Claude



Cursor



VS Code



Windsurf



Grok



Gemini

---

## Security Is the Architecture

Security in Vinkius is not a feature — it's the foundation of the runtime. The gateway enforces multiple independent protection layers between AI agents and third-party APIs.

### 01 — Ed25519 PKI Vault

Every workspace has an Ed25519 Master Key. Session keys are generated ephemerally (24h TTL) and signed by the Master Key. Credentials never leave the vault boundary.

### 02 — V8 Isolate Sandboxing

Tool code runs inside isolated-vm V8 isolates with 64 MB memory caps and per-request timeouts. No filesystem access, no network access except through the SSRF-guarded fetch bridge.

### 03 — SSRF Guard

All outbound HTTP requests are DNS-resolved and validated before execution. Private IP ranges (10.x, 172.16-31.x, 192.168.x, AWS metadata 169.254.x) are blocked at the network layer.

### 05 — Cryptographic Audit Trail

Every request is signed into a SHA-256 hash chain with Ed25519 signatures. Events form a tamper-proof, SIEM-exportable forensic record.

### 04 — DLP & PII Redaction

A ResponseGuard pipeline intercepts every tool response. Configurable redaction patterns strip sensitive fields (emails, SSNs, card numbers) before data reaches the AI agent.

### 06 — Honeytoken Trap System

Phantom credentials are injected into isolated environments. If a honeytoken is used outside Vinkius infrastructure, the server is quarantined instantly.

## Emergency Kill Switch

EU AI Act Art. 14(1)  
Compliant

The kill switch is an **emergency halt** mechanism — not a simple toggle. When triggered, it executes three actions atomically:

#### 01 — Server deactivated

The MCP server is immediately taken offline across the entire cluster.

#### 02 — All tokens revoked

Every connection token is invalidated. Total lockout — reconnection blocked until new tokens are issued.

#### 03 — WebSocket connections killed

Active connections terminated via Redis pubsub broadcast. Propagates to every runtime node in the cluster.

## Full Visibility. Zero Guesswork.

The Vinkius cloud dashboard includes a full MCP Governance suite — real-time analytics and security controls for production AI operations.

**Control Plane**

KPI dashboard with request volume, latency, success rate, token consumption, and AI-generated operational briefings.

**FinOps**

Cost tracking per tool, payload compression savings, budget optimization signals, and consumption trends.

**Firewall & DLP**

PII redaction activity, sensitive data protection counters, and security event timeline.

**Agent Activity**

Which AI clients are connecting, how often, and what they're doing — real-time session tracking.

**Tool Health**

Slowest and most error-prone tools, with actionable root-cause insights and performance baselines.

**Incident Log**

Error trends, failure rates, status-code breakdowns, and forensic audit trail access.

Get started at [cloud.vinkius.com](https://cloud.vinkius.com) — connect your AI agent in under 60 seconds.

# arXiv MCP

4 tools available

Cloud-hosted on Vinkius

Academic research used to mean hours spent clicking through databases, manually tracking citations, and copy-pasting abstracts into spreadsheets. This MCP changes that process entirely. Instead of relying on limited academic search tools, your agent can browse the full breadth of arXiv—a premier repository for preprints across every major science field. You simply tell your AI client what you need; it handles the complex queries to find relevant papers. Need to know everything submitted today in machine learning? Your agent fetches that live feed instantly. Want structured data on a specific topic for trend mapping? The MCP retrieves raw metadata records designed for deep analysis. By connecting this specialized tool through Vinkius, your AI client becomes an instantaneous research assistant, giving you access to scientific knowledge directly from the source.

---

## Core Capabilities

### 01 — Search scholarly papers by topic or author

Find specific preprints and academic articles across massive categories using keyword searches.

### 02 — Retrieve daily updates for scientific domains

Fetch live RSS or Atom feeds to track the latest submissions in a specialized field instantly.

### 03 — Harvest structured record metadata

Request raw XML data, allowing your agent to extract highly structured identifiers and records for advanced analysis.

# One Click on Vinkius — From Prompt to Execution

Available at [vinkius.com/mcp/axiv-alternative](https://vinkius.com/mcp/axiv-alternative) — connect your AI agent in three steps.

- 01 Connect this MCP within your preferred AI client (like Cursor or Claude) via Vinkius.
- 02 Instruct your agent what you're researching, specifying keywords, authors, or desired categories (e.g., 'physics and quantum computing').
- 03 Your agent executes the necessary query to search for articles or retrieve a specific feed, returning structured data directly into your workflow.

The bottom line is that you stop doing manual database queries; your AI client does it for you.

---

## Built For

This MCP is built for researchers, academics, and data science teams. If your job involves keeping up with the cutting edge of knowledge in any scientific field—whether that's physics or AI—you need this. It solves the pain point of slow, siloed literature reviews.

### Data Scientist

Uses the MCP to harvest metadata for large-scale citation analysis and mapping research trends across multiple scientific domains.

### Academic Researcher

Automates literature reviews by querying for preprints on specific topics or fetching daily feeds to ensure they don't miss critical submissions in their field.

### Machine Learning Engineer

Retrieves the latest research papers and structured data on foundational models, allowing them to stay current with state-of-the-art techniques immediately.

## What Changes When You Connect

- 
- 01 Automate literature reviews. Instead of spending days on manual database searches, use the `search_articles` tool to instantly locate papers based on complex criteria like specific authors or combined keywords.

---

  - 02 Stay current with daily submissions. The MCP lets you monitor entire scientific domains live. Use `get_rss_feed` or `get_atom_feed` to get an immediate feed of new preprints as they drop, keeping your research evergreen.

---

  - 03 Deep dive analysis is easier. By invoking the `oai_pmh_request`, you pull structured raw XML records. This lets your agent perform advanced tasks like citation mapping that standard search results can't handle.

---

  - 04 Focus on insights, not clicks. The MCP streamlines access to millions of scholarly articles. You get the data—the full metadata and content—without ever leaving your AI client.

---

  - 05 Save time when tracking trends. Don't just read abstracts; use the feeds to gather bulk information about a field's development over weeks or months.
- 

---

## Real-World Applications

### Tracking rapid advancements in neural networks

A ML engineer needs to know what was submitted today regarding transformer models. They ask their agent to fetch the daily Atom feed for the 'cs.CL' category, getting a list of 10 new papers and their summaries instantly.

### Comparative review of quantum physics literature

A PhD student needs to compare results across multiple years in particle physics. They use `'search_articles'` with specific keywords and authors, gathering metadata on 50 key papers for a comprehensive chapter draft.

### Building an academic trend dashboard

A data scientist wants to track which research areas are getting the most attention. They use ``oai_pmh_request`` across multiple categories, harvesting raw records to analyze publication volume changes over time.

### Keeping up with cutting-edge mathematics

A pure mathematician needs a digest of new research in topology. They ask the agent to get the daily RSS feed for 'math.AG' and receive a bulleted list of all newly posted submissions since yesterday.

---

## Patterns to Avoid

---

### Using standard web search

#### X AVOID

Getting vague, non-academic results or having to manually navigate multiple database portals just to find the primary source PDF link.

#### ✓ INSTEAD

Use ``search_articles`` within this MCP. Your agent queries the actual archive API, giving you direct links and structured metadata for verifiable preprints.

### Relying on citation lists

#### X AVOID

A literature review that only includes papers cited by a few key articles, missing related work published in parallel.

#### ✓ INSTEAD

Use the ``oai_pmh_request`` tool to harvest raw records from multiple categories. This lets your agent gather comprehensive metadata sets far beyond simple citation graphs.

### Missing daily updates

#### X AVOID

Starting a research sprint and realizing critical papers were submitted overnight in a niche field, forcing you to wait until the next day.

#### ✓ INSTEAD

Set up automated monitoring using ``get_rss_feed`` or ``get_atom_feed``. Your agent provides real-time updates as soon as new submissions appear.

## The Right Fit

Use this MCP if your workflow requires deep, structured data retrieval from a massive, specialized archive of scientific literature. If you need to track publication trends across multiple categories or perform complex metadata extraction for academic analysis, this is your tool. Don't use it if all you need is general knowledge—a standard search engine works fine there. Also, don't rely on the MCP for pre-peer-reviewed facts; remember these are preprints. If your goal is simply to find a single PDF link using common

keywords, an external search might suffice. But if you need programmatic access to *how* the article was submitted, its identifier, and structured data sets, then this MCP, especially with `oai_pmh_request`, is essential.

---

---

## arXiv Alternative MCP: Automating Scholarly Literature Reviews

Right now, compiling a literature review for a scientific topic feels like an archaeological dig. You jump between Google Scholar, university databases, and the archive site itself. You're constantly copying identifiers, cross-referencing dates, and manually checking if new papers have dropped since your last search. It's slow, tedious, and highly prone to missing key work.

With this MCP, you just tell your agent the scope of your review—say, 'all research on quantum entanglement in 2023.' Your AI client executes a single query using `search_articles`. The result isn't just a list; it's an organized data set that gives you the full metadata and direct links. You get to spend time synthesizing ideas, not clicking through pages.

---

---

## arXiv Alternative MCP: Advanced Scientific Metadata Harvesting

The biggest pain point in deep research is getting clean data for analysis. Standard searches provide summaries and links, but they don't give you the raw structure needed to build a citation graph or track funding sources. You end up with messy PDFs that are hard to process.

By utilizing the `oai_pmh_request` tool, your agent bypasses presentation layers entirely. It pulls raw XML records—the underlying data blueprint of the paper. This allows you to feed structured information directly into a database or analysis script, turning scattered research papers into usable, measurable knowledge.

---

# arXiv Alternative: 4 Tools for Academic Literature Searching

Use these tools to search, retrieve feeds, and harvest raw metadata from the entire arXiv archive.

#	TOOL	DESCRIPTION
01	<code>get_atom_feed</code>	Retrieves the daily Atom feed for a specific arXiv scientific category.
02	<code>oai_pmh_request</code>	Makes a request to the arXiv Open Archives Initiative (OAI-PMH) interface to retrieve raw XML data.
03	<code>get_rss_feed</code>	Retrieves the daily RSS feed for a specific arXiv scientific category.
04	<code>search_articles</code>	Searches arXiv using the legacy Query API, allowing you to find papers by keywords or authors.

---

# See It in Action

Real prompts you can use once this MCP is connected to your AI agent through Vinkius Cloud.

**U** Find me recent papers on Large Language Models in CS and give me their full metadata.



## Search Results: Large Language Models (CS)

TITLE	AUTHORS	DATE
Attention is All You Need	Vaswani et al.	2017-06-12
LLM Scaling Laws	Brown et al.	2020-11-09

*Metadata available for all listed papers.*

Need the full record set for citation tracking?

**U** What was submitted today about AI in biology?



Fetching updates for 'bioinformatics'...

Today's submissions include:

- **Topic:** Protein folding simulation (arXiv:2401.12345)
- **Summary:** New method using AlphaFold principles.
- **Category:** cs.AI

(9 total papers found today. Should I summarize the abstract for any of these?)

## U List available metadata formats on arXiv.



The OAI-PMH interface supports several standard harvestable formats:

- `oai_dc` : Dublin Core Metadata (Most common)
- `arXiv` : Original archive format
- `arXivRaw` : Raw data transfer.

Please specify which format you need for your record set.

---

## Frequently Asked Questions

### 01 How can the arXiv Alternative MCP help me keep up with the latest research submissions?

You can automate monitoring of specific academic fields. By setting up feed retrieval, your agent gets instant notifications of new papers as they are submitted to the archive, ensuring you never miss a critical development.

### 02 Can this MCP help me gather structured data for my research project?

Yes. Instead of messy text, the MCP allows your agent to use specialized tools to harvest raw XML records and metadata. This gives you clean, machine-readable data ready for analysis in databases.

### 03 Is this suitable for tracking papers across different scientific categories?

Absolutely. You can query by keywords or target multiple distinct categories simultaneously. The MCP allows your agent to search and aggregate findings from diverse fields, like combining physics and computer science research.

### 04 Does the arXiv Alternative MCP only work for pre-print papers?

It works with the open-access archive content. These are preprints, meaning they haven't been formally peer-reviewed yet, which is useful for seeing cutting-edge concepts immediately.

### 05 What if I need to check a specific paper by its ID number?







You can fetch details using the unique identifier. This allows your agent to pinpoint exact papers quickly and retrieve their full metadata without needing to search by author or topic first.

# Go Live in 60 Seconds

Get your connection token from [cloud.vinkius.com](https://cloud.vinkius.com), then paste the endpoint URL into any MCP-compatible client.

YOUR MCP ENDPOINT

```
https://edge.vinkius.com/[TOKEN]/mcp
```

CLIENT	WHERE TO CONFIGURE
 <b>Claude AI</b>	Profile → Customize → Connectors → "+" → Add custom connector → Paste endpoint
 <b>Cursor</b>	Settings → Features → MCP Servers → "+ Add New MCP Server" → Type: SSE → Paste endpoint
 <b>VS Code</b>	Ctrl/Cmd+Shift+P → "MCP: Add Server" → add <code>"arxiv-alternative": { "url": "..." }</code>
 <b>Windsurf</b>	MCP Settings → <code>mcp_settings.json</code> → Add endpoint URL
 <b>ChatGPT</b>	Settings → Tools & plugins → Add MCP server → Paste endpoint
 <b>Gemini</b>	Extensions → Add MCP Server → Paste endpoint URL

## ASK AN AI ABOUT THIS

Let your preferred AI explain this MCP server

-  **Ask ChatGPT** 
-  **Ask Claude** 
-  **Ask Perplexity** 
-  **Ask Gemini** 
-  **Ask Grok** 

READY TO CONNECT

# arXiv is live on Vinkius Cloud.

Get your connection token, paste it into your AI agent, and start building. No SDK. No deployment. Just results.

[Start at cloud.vinkius.com](https://cloud.vinkius.com) →

[vinkius.com](https://vinkius.com) · [support@vinkius.com](mailto:support@vinkius.com)

### INDEPENDENT PLATFORM DISCLAIMER

Vinkius is an independent platform and is not affiliated with, endorsed by, sponsored by, verified by, or otherwise authorized by arXiv. All third-party trademarks, logos, and brand names are the property of their respective owners. Their use in this document is strictly for informational purposes to identify service compatibility and interoperability.

### DOCUMENT INFORMATION

Generated	June 2026
MCP Server	arXiv MCP
Server ID	019e3867-d935-7017-ac5e-fab190b4c9fe
Platform	Vinkius Cloud for AI Agents
Endpoint	<a href="https://edge.vinkius.com/{token}/mcp">https://edge.vinkius.com/{token}/mcp</a>

### LICENSE & USAGE

This document is generated automatically by the Vinkius PDF Engine. Content reflects the MCP server configuration at the time of generation and may change as updates are deployed. For the most current information, visit [vinkius.com/mcp/arxiv-alternative](https://vinkius.com/mcp/arxiv-alternative).