

MCP SERVER

NO CODE

CLOUD HOSTED

Canny MCP for AI Agents

Track, vote on, and manage product feature requests and bug reports.

Canny manages your entire product feedback loop. Connect it to any AI agent and automate how you track feature requests, bug reports, and user votes. Instead of manually checking dashboards, your agent handles everything from listing all active boards to adding comments or logging new ideas.

F Quality Score 3.6/100

feedback-management

feature-requests

roadmap

user-insights

product-development

customer-voice



The connectivity layer between AI and the world's software.



Vinkius sits between AI and every application. All communication passes through Vinkius Cloud via the Model Context Protocol (MCP) — with governance, observability, and security at every layer.

Your AI Connections Run Through Vinkius Cloud

The world's largest
managed MCP catalog

Vinkius is the connectivity layer where AI connects to the software your business already runs. We handle the hosting, the security, the credentials, the uptime — you get agents that actually do things.

We operate the world's largest managed MCP catalog. Major SaaS platforms, CRMs, databases, and cloud providers — running, monitored, production-ready. This MCP server is hosted and maintained by the Vinkius Cloud for AI Agents.

The agent doesn't manage credentials, doesn't manage uptime, doesn't manage security. Vinkius does.

— Architecture principle

Four Pillars of the Vinkius Runtime

01 — Security by design

Credentials stay encrypted at rest via AES-256. The AI agent never touches raw keys — they're injected into a sandboxed V8 isolate at runtime. Actions are logged, and connections have an emergency kill switch.

03 — Deterministic observability

Eight immutable metrics per endpoint: request volume, p95 latency, error rate, active connections, cost attribution. A live payload feed logs every tool call with mutation detection.

02 — Built on MCP Fusion

This MCP server was built with **MCP Fusion**, the open-source framework (Apache 2.0) that powers the entire Vinkius catalog. Schema-as-firewall strips undeclared fields, compiled PII redaction runs at zero overhead, and cryptographic lockfiles produce git-diffable audit trails.

04 — Autonomous operations

Servers are deployed, monitored, and patched autonomously. New capabilities and security patches ship weekly. Zero-downtime deployments ensure continuous availability across all managed MCP servers.

AES-256

Encryption at rest

Ed25519

PKI vault signatures

24h TTL

Ephemeral session keys

V8 Isolate

Sandboxed execution

One Token. Instant Access.

Every MCP server on Vinkius is accessed through a **Connection Token**. Tokens are generated in the cloud dashboard and produce a unique MCP endpoint URL. Paste this URL into any MCP-compatible client — no SDK required.

A single token can serve **multiple AI clients simultaneously**, or you can issue separate tokens per client for granular access control. Each token tracks its own request count, last activity timestamp, and can be individually enabled or revoked.

MCP ENDPOINT

`https://edge.vinkius.com/{token}/mcp`

Claude



Cursor



VS Code



Windsurf



Grok



Gemini

Security Is the Architecture

Security in Vinkius is not a feature — it's the foundation of the runtime. The gateway enforces multiple independent protection layers between AI agents and third-party APIs.

01 — Ed25519 PKI Vault

Every workspace has an Ed25519 Master Key. Session keys are generated ephemerally (24h TTL) and signed by the Master Key. Credentials never leave the vault boundary.

02 — V8 Isolate Sandboxing

Tool code runs inside isolated-vm V8 isolates with 64 MB memory caps and per-request timeouts. No filesystem access, no network access except through the SSRF-guarded fetch bridge.

03 — SSRF Guard

All outbound HTTP requests are DNS-resolved and validated before execution. Private IP ranges (10.x, 172.16-31.x, 192.168.x, AWS metadata 169.254.x) are blocked at the network layer.

05 — Cryptographic Audit Trail

Every request is signed into a SHA-256 hash chain with Ed25519 signatures. Events form a tamper-proof, SIEM-exportable forensic record.

04 — DLP & PII Redaction

A ResponseGuard pipeline intercepts every tool response. Configurable redaction patterns strip sensitive fields (emails, SSNs, card numbers) before data reaches the AI agent.

06 — Honeypot Trap System

Phantom credentials are injected into isolated environments. If a honeypot is used outside Vinkius infrastructure, the server is quarantined instantly.

Emergency Kill Switch

EU AI Act Art. 14(1)
Compliant

The kill switch is an **emergency halt** mechanism — not a simple toggle. When triggered, it executes three actions atomically:

01 — Server deactivated

The MCP server is immediately taken offline across the entire cluster.

02 — All tokens revoked

Every connection token is invalidated. Total lockout — reconnection blocked until new tokens are issued.

03 — WebSocket connections killed

Active connections terminated via Redis pubsub broadcast. Propagates to every runtime node in the cluster.

Full Visibility. Zero Guesswork.

The Vinkius cloud dashboard includes a full MCP Governance suite — real-time analytics and security controls for production AI operations.

Control Plane

KPI dashboard with request volume, latency, success rate, token consumption, and AI-generated operational briefings.

FinOps

Cost tracking per tool, payload compression savings, budget optimization signals, and consumption trends.

Firewall & DLP

PII redaction activity, sensitive data protection counters, and security event timeline.

Agent Activity

Which AI clients are connecting, how often, and what they're doing — real-time session tracking.

Tool Health

Slowest and most error-prone tools, with actionable root-cause insights and performance baselines.

Incident Log

Error trends, failure rates, status-code breakdowns, and forensic audit trail access.

Get started at cloud.vinkius.com — connect your AI agent in under 60 seconds.

Canny MCP

11 tools available
Cloud-hosted on Vinkius

Using this MCP lets you orchestrate the messy process of product feedback through natural conversation. You can connect your Canny account and have your AI agent manage everything related to your product roadmap and community engagement. For example, if a developer needs to check bug reports, they don't need to open the dashboard; their agent just pulls the list of bugs or checks the status of a feature post. Need to gauge interest? You can ask the agent to add votes or even create new posts with titles and details for an idea that came up in a meeting. All these actions happen via your AI client, making it feel like you're talking directly to the product data. This integration brings Canny right into your workflow, letting tools like Vinkius act as the central connection point so your agent can talk to all your services.

Core Capabilities

01 — List and retrieve feedback boards

Get a directory of all existing feedback boards and their specific configuration details.

03 — Identify product users

Access a list of every user who has interacted with your Canny boards.

05 — Create new feedback items

Log a brand-new piece of feedback, whether it's an idea or a bug report, complete with titles and authors.

02 — Retrieve detailed post metadata

Fetch comprehensive information about any specific feedback item, including ideas or bugs.

04 — Add votes and comments to posts

Interact with the community by adding new votes or specific comments directly to any feedback post.

One Click on Vinkius — From Prompt to Execution

Available at vinkius.com/mcp/canny — connect your AI agent in three steps.

- 01 First, subscribe to this MCP and provide your Canny Secret API Key.
- 02 Next, connect the service key to any AI agent using an MCP-compatible client (like Claude or Cursor).
- 03 Finally, use natural language prompts in your chat interface to list boards, check post statuses, add votes, or create new feedback entries.

The bottom line is that you treat product roadmap management like a simple conversation with your AI agent. You don't touch the Canny dashboard.

Built For

Product Managers, Customer Success teams, and Developers need this connection. It's for anyone who spends time manually jumping between communication tools and product dashboards to track user sentiment or validate a bug report.

Product Manager

Triage new feedback items quickly, list all active boards, or check the status of multiple features without leaving your chat window.

Customer Success Manager

Add votes or retrieve specific bug details for a user straight from their communication tools during a support call.

Developer

Monitor the volume of reported bugs or check if enough community interest exists before starting work on a new feature request.

What Changes When You Connect

-
- 01** Instant visibility into the community's voice. Instead of sifting through raw data, your agent can list all feedback boards and retrieve metadata instantly. Use 'list_feedback_boards' to see everything at a glance.

 - 02** Keep development aligned with reality. Monitor post status (Planned, In-Progress, Complete) using the MCP, ensuring product strategy matches user demand without manual checks.

 - 03** Improve engagement by acting fast. Need to show support for an idea? Use 'vote_on_post' or 'add_comment' directly from your chat interface, making interaction frictionless.

 - 04** Centralized insights collection. List all feedback boards and then use tools like 'list_feedback_posts' to gather all necessary data points in one conversational flow.

 - 05** Deep user understanding. Use the MCP to access the directory of users who have interacted with your boards via 'list_users', helping you identify top contributors.
-

Real-World Applications

The PM needs a quick roadmap status check

A Product Manager asks their agent, 'What's the current status of the Dark Mode feature?' The agent uses board details and post metadata to report if it's Planned or In-Progress, eliminating the need to jump into the dashboard.

Dev needs to gauge interest in a new feature

A Developer wants to know if the team is excited about offline access. They ask their agent to list feedback posts on that topic and use 'list_votes' to see the current community support level.

CS needs to respond to a bug report in chat

A Customer Success person gets flagged about a bug. Instead of asking the user for an ID, they ask their agent to retrieve post details and then use 'add_comment' right there to provide instructions, keeping communication seamless.

Team needs to capture an impromptu idea

During a meeting, someone suggests a new feature. Instead of taking notes manually, the PM asks their agent to create a feedback post immediately with all details and assign it for review.

Patterns to Avoid

Treating Canny like a database dump**X AVOID**

Asking the AI client simply to 'dump all data' or listing 20 disparate API calls. This ignores context and makes the result useless.

✓ INSTEAD

Instead, ask for specific, contextual actions: 'List all feedback boards and then retrieve post details for the board called Bug Reports.' This guides the agent to use tools like list_feedback_boards and get_post_details in a structured way.

Ignoring user context when posting**X AVOID**

Creating a new feedback post but forgetting to mention who authored it or why. The data is useless without attribution.

✓ INSTEAD

Always structure your request: 'Create a new feedback post titled X, with details Y, and attribute it to the current user.' Use create_feedback_post to ensure proper logging.

Manually tracking votes across platforms**X AVOID**

Having team members copy vote counts from one dashboard and pasting them into a spreadsheet. This process is slow and error-prone.

✓ INSTEAD

Use the agent to list votes for specific posts, ensuring the data comes straight out of Canny via the 'list_votes' tool. The information remains accurate.

The Right Fit

Use this MCP if your team needs to treat product feedback like a conversational resource. If your primary need is simply to view static reports or export raw JSON dumps, you might be okay using native Canny exports. However, if the goal is to *act* on that data—like adding votes, creating posts, or checking statuses—then this MCP is essential. Don't use it just because your AI client can connect; use it because it allows natural language actions like 'add_comment' and 'list_feedback_boards,' turning manual clicks into conversational commands.

Canny MCP for Product Feedback Management

Today, managing product feedback means opening Canny, jumping to the Bug Reports board, manually checking status updates on a feature post, and then maybe switching over to Slack just to add a quick vote. This process is fragmented; you spend more time navigating dashboards than analyzing user intent.

With this MCP, your agent handles it all in one chat window. You simply ask for 'the latest bug reports' or 'all planned features,' and the system pulls together everything needed—from listing boards to retrieving detailed post metadata—giving you immediate, actionable answers.

Canny MCP for User Visibility and Roadmapping

You currently have to manually list users who commented on a feature idea or cross-reference the user directory with your internal CRM. This takes multiple tabs open just to understand community support.

Now, you ask the agent to 'show me all users who interacted with the Payments board.' The tool uses 'list_users' and 'get_board_details' to provide that entire directory instantly, making strategic prioritization faster than ever.

Manage 11 Tools for Product Feedback & Roadmapping

These tools let your agent list boards, check post statuses, create new ideas, add comments, track users, and manage all aspects of product feedback directly in conversation.

#	TOOL	DESCRIPTION
01	<code>add_comment</code>	Attaches a comment to an existing feedback post, letting you respond directly to user input.
02	<code>create_feedback_post</code>	Logs a brand new idea or bug report into Canny with specific details and authors.
03	<code>vote_on_post</code>	Registers your support for an existing feedback post by adding a vote to it.
04	<code>get_account_info</code>	Retrieves core details about the connected Canny account.
05	<code>get_board_details</code>	Pulls specific configuration and metadata for a single feedback board.
06	<code>get_post_details</code>	Fetches all details about one particular piece of feedback, like an idea or bug report.
07	<code>list_feedback_boards</code>	Lists every available feedback board in your Canny workspace.
08	<code>list_comments</code>	Retrieves a history of comments attached to a specific feedback post.
09	<code>list_feedback_posts</code>	Pulls all current feedback posts from one designated board for review.
10	<code>list_users</code>	Lists the directory of users who have interacted with your Canny boards.
11	<code>list_votes</code>	Retrieves a count and list of all votes cast on a specific feedback post.

See It in Action

Real prompts you can use once this MCP is connected to your AI agent through Vinkius Cloud.

U What are the top 3 most discussed features right now?



Top Feature Discussions

We found high activity in three areas this week:

- **Dark Mode Support:** (450 votes, 12 comments)
- **Offline Access:** (320 votes, 8 comments)
- **Custom Reporting:** (210 votes, 5 comments)

You can also check the full list of boards for more ideas.

U Can you create a post about integrating with Zapier?



New Feature Idea Submitted!

A new post has been successfully created on the main Ideas board.

- **Title:** Zapier Integration Support
- **Details:** Would be great to connect Canny directly to Zapier for automated webhooks.
- **Author:** (your_user_id)
- **Status:** Pending review.

We'll notify you when it gets a status update.

U Show me the details of post ID 99283 and list all comments.



Post Details: Idea #99283

- **Title:** Faster Loading Times
- **Board:** Performance Issues
- **Status:** In-Progress

Comments:

1. **(user_a):** Agreed, this is critical.
2. **(you):** We're tracking this; appreciate the feedback.

Frequently Asked Questions

01 How does Canny MCP help me prioritize feature requests?

It gives you automated insight into community demand. You can ask your agent to list all active boards and then check which posts have the most votes or comments, giving you a clear data-driven view of what users actually want.

02 I don't know how to use Canny MCP for bug tracking.

Simply ask your agent to list feedback items from your 'Bug Reports' board. It retrieves the necessary metadata, letting you quickly see who reported it and what its current status is without opening the Canny UI.

03 Can I use Canny MCP to communicate with my team about product issues?

Yes. You can have your agent add comments or retrieve post details, allowing you to share specific pieces of feedback directly in your chat, keeping conversations centralized and documented.

04 Is Canny MCP better than using a simple spreadsheet for tracking ideas?

Absolutely. While spreadsheets are good for static data, this MCP lets you perform live actions—like creating new posts or checking the status of an existing idea—making it a dynamic tool that actually updates your roadmap.

05 What if I need to track who is contributing feedback?







You can use the Canny MCP to list all users who have interacted with specific boards. This gives you an instant directory of contributors, which is helpful for follow-up or recognizing top advocates.

Go Live in 60 Seconds

Get your connection token from cloud.vinkius.com, then paste the endpoint URL into any MCP-compatible client.

YOUR MCP ENDPOINT

```
https://edge.vinkius.com/[TOKEN]/mcp
```

CLIENT	WHERE TO CONFIGURE
 Claude AI	Profile → Customize → Connectors → "+" → Add custom connector → Paste endpoint
 Cursor	Settings → Features → MCP Servers → "+ Add New MCP Server" → Type: SSE → Paste endpoint
 VS Code	Ctrl/Cmd+Shift+P → "MCP: Add Server" → add <code>"canny": { "url": "..." }</code>
 Windsurf	MCP Settings → <code>mcp_settings.json</code> → Add endpoint URL
 ChatGPT	Settings → Tools & plugins → Add MCP server → Paste endpoint
 Gemini	Extensions → Add MCP Server → Paste endpoint URL

ASK AN AI ABOUT THIS

Let your preferred AI explain this MCP server

-  **Ask ChatGPT** 
-  **Ask Claude** 
-  **Ask Perplexity** 
-  **Ask Gemini** 
-  **Ask Grok** 

READY TO CONNECT

Canny is live on Vinkius Cloud.

Get your connection token, paste it into your AI agent, and start building. No SDK. No deployment. Just results.

[Start at cloud.vinkius.com](https://cloud.vinkius.com) →

vinkius.com · support@vinkius.com

INDEPENDENT PLATFORM DISCLAIMER

Vinkius is an independent platform and is not affiliated with, endorsed by, sponsored by, verified by, or otherwise authorized by Canny. All third-party trademarks, logos, and brand names are the property of their respective owners. Their use in this document is strictly for informational purposes to identify service compatibility and interoperability.

DOCUMENT INFORMATION

Generated	June 2026
MCP Server	Canny MCP
Server ID	019d7568-cb77-7189-91c4-f88a8971978b
Platform	Vinkius Cloud for AI Agents
Endpoint	https://edge.vinkius.com/{token}/mcp

LICENSE & USAGE

This document is generated automatically by the Vinkius PDF Engine. Content reflects the MCP server configuration at the time of generation and may change as updates are deployed. For the most current information, visit vinkius.com/mcp/canny.