

MCP SERVER

NO CODE

CLOUD HOSTED

# ClickFunnels MCP for AI Agents

## Monitor Funnel Performance and Manage E-commerce Orders

ClickFunnels MCP connects your sales funnels, contacts, and order history directly to any AI agent. Manage your entire marketing automation process—from monitoring lead performance to reviewing recent transactions—using plain language conversations.

**A+** Quality Score 100/100

sales-funnels

lead-management

conversion-optimization

marketing-analytics

business-growth



# The connectivity layer between AI and the world's software.



Vinkius sits between AI and every application. All communication passes through Vinkius Cloud via the Model Context Protocol (MCP) — with governance, observability, and security at every layer.

# Your AI Connections Run Through Vinkius Cloud

The world's largest  
managed MCP catalog

Vinkius is the connectivity layer where AI connects to the software your business already runs. We handle the hosting, the security, the credentials, the uptime — you get agents that actually do things.

We operate the world's largest managed MCP catalog. Major SaaS platforms, CRMs, databases, and cloud providers — running, monitored, production-ready. This MCP server is hosted and maintained by the Vinkius Cloud for AI Agents.

*The agent doesn't manage credentials, doesn't manage uptime, doesn't manage security. Vinkius does.*

— Architecture principle

---

## Four Pillars of the Vinkius Runtime

### 01 — Security by design

Credentials stay encrypted at rest via AES-256. The AI agent never touches raw keys — they're injected into a sandboxed V8 isolate at runtime. Actions are logged, and connections have an emergency kill switch.

### 03 — Deterministic observability

Eight immutable metrics per endpoint: request volume, p95 latency, error rate, active connections, cost attribution. A live payload feed logs every tool call with mutation detection.

### 02 — Built on MCP Fusion

This MCP server was built with **MCP Fusion**, the open-source framework (Apache 2.0) that powers the entire Vinkius catalog. Schema-as-firewall strips undeclared fields, compiled PII redaction runs at zero overhead, and cryptographic lockfiles produce git-diffable audit trails.

### 04 — Autonomous operations

Servers are deployed, monitored, and patched autonomously. New capabilities and security patches ship weekly. Zero-downtime deployments ensure continuous availability across all managed MCP servers.

**AES-256**

Encryption at rest

**Ed25519**

PKI vault signatures

**24h TTL**

Ephemeral session keys

**V8 Isolate**

Sandboxed execution

---

## One Token. Instant Access.

Every MCP server on Vinkius is accessed through a **Connection Token**. Tokens are generated in the cloud dashboard and produce a unique MCP endpoint URL. Paste this URL into any MCP-compatible client — no SDK required.

A single token can serve **multiple AI clients simultaneously**, or you can issue separate tokens per client for granular access control. Each token tracks its own request count, last activity timestamp, and can be individually enabled or revoked.

MCP ENDPOINT

`https://edge.vinkius.com/{token}/mcp`

Claude



Cursor



VS Code



Windsurf



Grok



Gemini

---

## Security Is the Architecture

Security in Vinkius is not a feature — it's the foundation of the runtime. The gateway enforces multiple independent protection layers between AI agents and third-party APIs.

**01 — Ed25519 PKI Vault**

Every workspace has an Ed25519 Master Key. Session keys are generated ephemerally (24h TTL) and signed by the Master Key. Credentials never leave the vault boundary.

**02 — V8 Isolate Sandboxing**

Tool code runs inside isolated-vm V8 isolates with 64 MB memory caps and per-request timeouts. No filesystem access, no network access except through the SSRF-guarded fetch bridge.

### 03 — SSRF Guard

All outbound HTTP requests are DNS-resolved and validated before execution. Private IP ranges (10.x, 172.16-31.x, 192.168.x, AWS metadata 169.254.x) are blocked at the network layer.

### 05 — Cryptographic Audit Trail

Every request is signed into a SHA-256 hash chain with Ed25519 signatures. Events form a tamper-proof, SIEM-exportable forensic record.

### 04 — DLP & PII Redaction

A ResponseGuard pipeline intercepts every tool response. Configurable redaction patterns strip sensitive fields (emails, SSNs, card numbers) before data reaches the AI agent.

### 06 — Honeypot Trap System

Phantom credentials are injected into isolated environments. If a honeypot is used outside Vinkius infrastructure, the server is quarantined instantly.

## Emergency Kill Switch

EU AI Act Art. 14(1)  
Compliant

The kill switch is an **emergency halt** mechanism — not a simple toggle. When triggered, it executes three actions atomically:

#### 01 — Server deactivated

The MCP server is immediately taken offline across the entire cluster.

#### 02 — All tokens revoked

Every connection token is invalidated. Total lockout — reconnection blocked until new tokens are issued.

#### 03 — WebSocket connections killed

Active connections terminated via Redis pubsub broadcast. Propagates to every runtime node in the cluster.

## Full Visibility. Zero Guesswork.

The Vinkius cloud dashboard includes a full MCP Governance suite — real-time analytics and security controls for production AI operations.

**Control Plane**

KPI dashboard with request volume, latency, success rate, token consumption, and AI-generated operational briefings.

**FinOps**

Cost tracking per tool, payload compression savings, budget optimization signals, and consumption trends.

**Firewall & DLP**

PII redaction activity, sensitive data protection counters, and security event timeline.

**Agent Activity**

Which AI clients are connecting, how often, and what they're doing — real-time session tracking.

**Tool Health**

Slowest and most error-prone tools, with actionable root-cause insights and performance baselines.

**Incident Log**

Error trends, failure rates, status-code breakdowns, and forensic audit trail access.

Get started at [cloud.vinkius.com](https://cloud.vinkius.com) — connect your AI agent in under 60 seconds.

# ClickFunnels MCP

8 tools available

Cloud-hosted on Vinkius

This connection gives you full control over your ClickFunnels 2.0 account through natural conversation. Instead of jumping between dashboards or writing complex API calls, you talk to your AI client and it performs the actions for you. You can instantly review all sales funnels, check out contact profiles, or track specific customer orders without ever opening the original platform. Need a quick snapshot of performance data? Your agent pulls it up. This MCP allows you to manage marketing automation entirely from chat. Because Vinkius hosts this connector, you connect once and gain access to managing your entire sales ecosystem through any compatible AI client.

---

## Core Capabilities

### 01 — Review Funnel Structure

List all active funnels and retrieve the specific steps that make up each marketing sequence.

### 03 — Track Orders and Transactions

Review recent customer orders and access detailed transactional history for any sale.

### 05 — Examine Workflow Automation

List and view the automated workflows and tags used across your entire account structure.

### 02 — Manage Contacts and Leads

Access, monitor, and create new contact records and leads associated with your workspaces.

### 04 — Check Product Inventory

See a list of all products and offers currently available within your funnels.

# One Click on Vinkius — From Prompt to Execution

Available at [vinkius.com/mcp/clickfunnels](https://vinkius.com/mcp/clickfunnels) — connect your AI agent in three steps.

- 01 First, subscribe to this MCP on Vinkius.
- 02 Second, enter your specific ClickFunnels 2.0 Access Token and Subdomain credentials into the connection settings.
- 03 Third, use your agent in any compatible client to query or manage your marketing funnels using natural language prompts.

The bottom line is you control complex marketing operations just by talking to your AI client.

---

## Built For

This MCP is built for digital marketers, e-commerce owners, and marketing operations staff who spend too much time manually clicking through dashboards. If your job involves tracking leads or checking sales performance across multiple screens, this connector saves you hours of repetitive work.

### Digital Marketer

Monitors funnel conversion rates and lead volume by asking for specific performance data without opening the analytics dashboard.

### E-commerce Owner

Reviews recent customer orders and checks product performance metrics instantly from their chat interface, rather than navigating the order management system.

### Marketing Ops Specialist

Verifies funnel structure, lists all related tags, or audits team workspaces to ensure marketing sequences are set up correctly.

---

## What Changes When You Connect

- 01 Track performance metrics and view funnel structure by asking your agent to list all funnels, instantly knowing which sales paths are active.

- 
- 02** Handle lead capture faster. You can use the `create_contact` tool to onboard new users or check profiles using `get_contact` without leaving your chat window.

---

  - 03** Stay ahead of inventory issues. Quickly retrieve a list of products and offers available in your funnels so you never sell something that's unavailable.

---

  - 04** Reduce payment processing delays by reviewing customer orders directly through the `list_orders` tool, getting full transactional history instantly.

---

  - 05** Audit marketing automation sequences using `list_workflows` to confirm every automated step is running as expected across all teams and workspaces.
- 

---

## Real-World Applications

### Checking Lead Health After a Webinar

A marketer needs to know who attended the recent webinar. They ask their agent for the newest contacts, getting a list of names and emails that can be immediately imported into another tool.

### Mapping out New Funnel Steps

A marketing manager wants to know what funnels exist. They prompt the agent to list all funnels, getting a clear overview of every sales path available before starting design work.

### Confirming Order Details for Support

Customer service reps need order info quickly. Instead of asking customers to provide an ID, they ask their agent to `get_order` using a partial identifier and pull up the full transaction history instantly.

### Identifying Missing Product Listings

An e-commerce owner suspects a product listing is missing. They ask their agent to list products and offers in the 'Holiday Sale' funnel, confirming exactly what should be visible.

---

# Patterns to Avoid

---

## Manually checking every single dashboard

### X AVOID

A user needs to check 15 different funnels, then open the order dashboard, and finally pull contact tags. This requires switching between five separate tabs.

### ✓ INSTEAD

Use your agent to list\_funnels for an overview, then ask it to get\_contact information for a specific lead, and finally use list\_orders to confirm if that contact made a purchase.

---

## Overloading the AI with too many credentials

### X AVOID

Trying to connect this MCP using both your staging and production tokens in one session. This will confuse the agent and give bad data.

### ✓ INSTEAD

Connect your account once on Vinkius, following the setup steps precisely, and ensure you only use one primary access token for stable operation.

---

## Forgetting which tool does what

### X AVOID

Asking the agent to 'get all leads' when they should be asking it to list\_contacts. This results in an error because the scope is wrong.

### ✓ INSTEAD

If you want a general list, use list\_contacts; if you need specific details on one person, use get\_contact.

---

## The Right Fit

Use this MCP if your primary pain point involves retrieving structured data (like order history or contact lists) from ClickFunnels 2.0 without clicking through pages. This is perfect for automating reporting and quick lookups. Don't use it if you need to build complex, visual funnels; that's the job of the original platform. If your goal is pure content generation or drafting copy, stick with a dedicated writing tool instead. You need this MCP when your workflow relies on knowing *what* happened (orders, leads) and *where* it happened (which funnel).

---

## ClickFunnels MCP: Simplifying Lead Tracking Operations in Digital Marketing

Right now, managing a single lead's journey is a nightmare. You have to check the contact profile for their history, then switch tabs to see which funnel they entered, and finally open the order dashboard just to see if they paid up. It's tedious copy-pasting across four different screens.

With this MCP, you simply ask your agent: 'What is Sarah Smith's status?' The agent pulls the contact record, checks the current funnels she interacted with, and verifies her latest order history—all in one chat response. You get immediate, consolidated truth.

---

## ClickFunnels MCP: Automating Product Data Management for E-commerce Growth

When you run a promotion or audit your funnels, manually listing every available product and offer is slow. You might miss an item or spend time verifying if the data set is complete.

Now, asking the agent to list products and offers gives you a clean, instant inventory report for any funnel in seconds. This lets your team focus on selling, not cross-referencing lists.

---

# ClickFunnels 2.0: Manage Funnel Leads and Orders in 8 Tools

These tools allow your agent to read, write, and retrieve all critical data points from your funnels, contacts, and sales history.

#	TOOL	DESCRIPTION
01	<code>list_funnels</code>	Retrieves a list of all sales funnels configured in your account.
02	<code>list_contacts</code>	Generates an overview list of all contacts and leads within the workspace.
03	<code>get_contact</code>	Retrieves specific profile details for a single contact by identifier.
04	<code>create_contact</code>	Adds a brand new lead or user record to the system.
05	<code>list_orders</code>	Generates a list of recent customer orders and their associated details.
06	<code>get_order</code>	Retrieves comprehensive information for one specific order, including items purchased.
07	<code>list_workflows</code>	Lists all automated workflows and sequences active in the account.
08	<code>list_tags</code>	Shows all predefined tags that can be applied to contacts or funnels.

---

# See It in Action

Real prompts you can use once this MCP is connected to your AI agent through Vinkius Cloud.

**U** I need to know who our top 3 leads are right now.



## Lead Report (Last 2 Hours)

- **Sarah Smith:** sarah@example.com (Newest, High-Value Target)
- **Mike Miller:** mike@gmail.com (Attended 'Webinar Series' funnel)
- **Jane Doe:** jane@outlook.com (Just created record via form)

All three are marked as Active and have not opened a funnels step in the last 4 hours.

**U** Show me all the sales funnels we currently use.



## Active Funnel List

1. High-Ticket Coaching (Status: Live, Steps: 5)
2. E-book Lead Magnet (Status: Active, Steps: 3)
3. Webinar Series (Status: Paused, Last Run: 2026-06-11)
4. Order Confirmation (Status: Live, Steps: 1)

**U** What did customer John Jones order last week?



## Order Details for J. Jones

- **Order ID:** #CF98723
- **Date:** 2026-06-10
- **Status:** Completed
- **Items:** [Product A] (\$49), [Service B] (\$150)
- **Total Revenue:** \$199.00

---

# Frequently Asked Questions

---

**01 How does the ClickFunnels MCP help me manage my funnels?**

The MCP gives you visibility into every funnel and step in your account, allowing you to review structure details and performance metrics without logging into the platform. You simply ask your agent what you need to see.

---

**02 Can I use this with my existing CRM or sales tracking system?**

Yes, by connecting it via Vinkius, you route funnel data and contact information through natural conversation. Your agent acts as a bridge, delivering the necessary details to your workflow.

---

**03 What kind of data can I get about my customers?**

You can retrieve detailed profiles for any contact, see their recent order history, and check which tags or workflows were applied when they entered the system. It's a full 360-degree view.

---

**04 Is this MCP only useful for large e-commerce stores?**

No. Whether you run a small service business or a major online retailer, this connector lets you manage leads and track sales transactions directly from your chat interface, making it accessible to any size operation.

---

**05 What if I need to create a new lead record?**

You can use the MCP to create brand new contacts within your workspace. This means you don't have to manually input data into forms; just tell your agent who needs to be added.







---

# Go Live in 60 Seconds

Get your connection token from [cloud.vinkius.com](https://cloud.vinkius.com), then paste the endpoint URL into any MCP-compatible client.

YOUR MCP ENDPOINT

```
https://edge.vinkius.com/[TOKEN]/mcp
```

CLIENT	WHERE TO CONFIGURE
 <b>Claude AI</b>	Profile → Customize → Connectors → "+" → Add custom connector → Paste endpoint
 <b>Cursor</b>	Settings → Features → MCP Servers → "+ Add New MCP Server" → Type: SSE → Paste endpoint
 <b>VS Code</b>	Ctrl/Cmd+Shift+P → "MCP: Add Server" → add <code>"clickfunnels": { "url": "..."</code>
 <b>Windsurf</b>	MCP Settings → <code>mcp_settings.json</code> → Add endpoint URL
 <b>ChatGPT</b>	Settings → Tools & plugins → Add MCP server → Paste endpoint
 <b>Gemini</b>	Extensions → Add MCP Server → Paste endpoint URL

## ASK AN AI ABOUT THIS

Let your preferred AI explain this MCP server

-  **Ask ChatGPT** 
-  **Ask Claude** 
-  **Ask Perplexity** 
-  **Ask Gemini** 
-  **Ask Grok** 

READY TO CONNECT

# ClickFunnels is live on Vinkius Cloud.

Get your connection token, paste it into your AI agent, and  
start building. No SDK. No deployment. Just results.

[Start at cloud.vinkius.com](https://cloud.vinkius.com) →

[vinkius.com](https://vinkius.com) · [support@vinkius.com](mailto:support@vinkius.com)

### INDEPENDENT PLATFORM DISCLAIMER

Vinkius is an independent platform and is not affiliated with, endorsed by, sponsored by, verified by, or otherwise authorized by ClickFunnels. All third-party trademarks, logos, and brand names are the property of their respective owners. Their use in this document is strictly for informational purposes to identify service compatibility and interoperability.

### DOCUMENT INFORMATION

Generated	June 2026
MCP Server	ClickFunnels MCP
Server ID	019d7572-2b8e-7162-adff-2da82a1f371f
Platform	Vinkius Cloud for AI Agents
Endpoint	<a href="https://edge.vinkius.com/{token}/mcp">https://edge.vinkius.com/{token}/mcp</a>

### LICENSE & USAGE

This document is generated automatically by the Vinkius PDF Engine. Content reflects the MCP server configuration at the time of generation and may change as updates are deployed. For the most current information, visit [vinkius.com/mcp/clickfunnels](https://vinkius.com/mcp/clickfunnels).