

MCP SERVER

NO CODE

CLOUD HOSTED

Content Pillar Rotator MCP for AI Agents

Keep Content Pillars Fresh by Automating Scheduling and Variety Planning

Content Pillar Rotator automatically schedules diverse content categories by managing your pillar pool. It stops you from repeating topics or running out of ideas over time, giving you a reliable roadmap for consistent audience engagement.

A+ Quality Score 100/100

content-strategy

rotation

scheduling-engine

variety

automation



The connectivity layer between AI and the world's software.



Vinkius sits between AI and every application. All communication passes through Vinkius Cloud via the Model Context Protocol (MCP) — with governance, observability, and security at every layer.

Your AI Connections Run Through Vinkius Cloud

The world's largest
managed MCP catalog

Vinkius is the connectivity layer where AI connects to the software your business already runs. We handle the hosting, the security, the credentials, the uptime — you get agents that actually do things.

We operate the world's largest managed MCP catalog. Major SaaS platforms, CRMs, databases, and cloud providers — running, monitored, production-ready. This MCP server is hosted and maintained by the Vinkius Cloud for AI Agents.

The agent doesn't manage credentials, doesn't manage uptime, doesn't manage security. Vinkius does.

— Architecture principle

Four Pillars of the Vinkius Runtime

01 — Security by design

Credentials stay encrypted at rest via AES-256. The AI agent never touches raw keys — they're injected into a sandboxed V8 isolate at runtime. Actions are logged, and connections have an emergency kill switch.

03 — Deterministic observability

Eight immutable metrics per endpoint: request volume, p95 latency, error rate, active connections, cost attribution. A live payload feed logs every tool call with mutation detection.

02 — Built on MCP Fusion

This MCP server was built with **MCP Fusion**, the open-source framework (Apache 2.0) that powers the entire Vinkius catalog. Schema-as-firewall strips undeclared fields, compiled PII redaction runs at zero overhead, and cryptographic lockfiles produce git-diffable audit trails.

04 — Autonomous operations

Servers are deployed, monitored, and patched autonomously. New capabilities and security patches ship weekly. Zero-downtime deployments ensure continuous availability across all managed MCP servers.

AES-256

Encryption at rest

Ed25519

PKI vault signatures

24h TTL

Ephemeral session keys

V8 Isolate

Sandboxed execution

One Token. Instant Access.

Every MCP server on Vinkius is accessed through a **Connection Token**. Tokens are generated in the cloud dashboard and produce a unique MCP endpoint URL. Paste this URL into any MCP-compatible client — no SDK required.

A single token can serve **multiple AI clients simultaneously**, or you can issue separate tokens per client for granular access control. Each token tracks its own request count, last activity timestamp, and can be individually enabled or revoked.

MCP ENDPOINT

`https://edge.vinkius.com/{token}/mcp`

Claude



Cursor



VS Code



Windsurf



Grok



Gemini

Security Is the Architecture

Security in Vinkius is not a feature — it's the foundation of the runtime. The gateway enforces multiple independent protection layers between AI agents and third-party APIs.

01 — Ed25519 PKI Vault

Every workspace has an Ed25519 Master Key. Session keys are generated ephemerally (24h TTL) and signed by the Master Key. Credentials never leave the vault boundary.

02 — V8 Isolate Sandboxing

Tool code runs inside isolated-vm V8 isolates with 64 MB memory caps and per-request timeouts. No filesystem access, no network access except through the SSRF-guarded fetch bridge.

03 — SSRF Guard

All outbound HTTP requests are DNS-resolved and validated before execution. Private IP ranges (10.x, 172.16-31.x, 192.168.x, AWS metadata 169.254.x) are blocked at the network layer.

05 — Cryptographic Audit Trail

Every request is signed into a SHA-256 hash chain with Ed25519 signatures. Events form a tamper-proof, SIEM-exportable forensic record.

04 — DLP & PII Redaction

A ResponseGuard pipeline intercepts every tool response. Configurable redaction patterns strip sensitive fields (emails, SSNs, card numbers) before data reaches the AI agent.

06 — Honeypot Trap System

Phantom credentials are injected into isolated environments. If a honeypot is used outside Vinkius infrastructure, the server is quarantined instantly.

Emergency Kill Switch

EU AI Act Art. 14(1)
Compliant

The kill switch is an **emergency halt** mechanism — not a simple toggle. When triggered, it executes three actions atomically:

01 — Server deactivated

The MCP server is immediately taken offline across the entire cluster.

02 — All tokens revoked

Every connection token is invalidated. Total lockout — reconnection blocked until new tokens are issued.

03 — WebSocket connections killed

Active connections terminated via Redis pubsub broadcast. Propagates to every runtime node in the cluster.

Full Visibility. Zero Guesswork.

The Vinkius cloud dashboard includes a full MCP Governance suite — real-time analytics and security controls for production AI operations.

Control Plane

KPI dashboard with request volume, latency, success rate, token consumption, and AI-generated operational briefings.

FinOps

Cost tracking per tool, payload compression savings, budget optimization signals, and consumption trends.

Firewall & DLP

PII redaction activity, sensitive data protection counters, and security event timeline.

Agent Activity

Which AI clients are connecting, how often, and what they're doing — real-time session tracking.

Tool Health

Slowest and most error-prone tools, with actionable root-cause insights and performance baselines.

Incident Log

Error trends, failure rates, status-code breakdowns, and forensic audit trail access.

Get started at cloud.vinkius.com — connect your AI agent in under 60 seconds.

Content Pillar Rotator MCP

3 tools available

Cloud-hosted on Vinkius

Managing content variety is tough. You get excited about a new topic, run with it for three months, and then suddenly realize you've posted 'Educational' four times in a row. This MCP solves that problem by treating your content categories like a limited resource pool. It calculates what combinations of topics will keep your feed fresh for years. Instead of manually tracking every pillar and worrying about collisions or gaps, the Content Pillar Rotator gives you a full plan. You can use it to validate if your existing set of pillars is even large enough to support a year of varied content. Connecting this through Vinkius makes it easy; your AI agent handles all the complex scheduling math so you don't have to.

Core Capabilities

01 — Validate Content Pool Capacity

Determines if your current set of content categories has enough depth to support a planned rotation cycle.

03 — Identify Next Optimal Post Type

Analyzes your recent posting history and suggests the ideal category to use next, preventing immediate repetition.

02 — Generate Multi-Period Schedules

Creates a comprehensive, sequential list of varied content types for any specified time window or length.

One Click on Vinkius — From Prompt to Execution

Available at vinkius.com/mcp/content-pillar-rotator — connect your AI agent in three steps.

- 01** First, you input all your available content categories and define the rotation length (e.g., 12 months, 3 posts per week).
- 02** The MCP first checks if that category pool is viable for the duration, warning you immediately if repetition is unavoidable.
- 03** Finally, it generates a detailed schedule or pinpoints the single best content type to post next based on what you've already published.

The bottom line is your agent gives you a foolproof plan that ensures variety while making sure you never run out of ideas for your content pillars.

Built For

Content Marketing Managers, Social Media Strategists, and Digital Content Leads.

If your job involves keeping an entire brand's content calendar fresh week after week, this MCP is for you. It takes the headache out of strategic scheduling.

Content Strategist

Uses it to build annual pillar plans and validate if their current topic mix can support growth goals without falling flat.

Social Media Manager

Feeds it recent posting data to get the most reliable suggestion for what type of post they should deploy tomorrow, ensuring immediate variety.

Marketing Director

Runs viability checks before launch campaigns to ensure the entire content strategy is mathematically sound and repeatable over time.

What Changes When You Connect

- 01** It prevents the dreaded content repetition. Using `get_next_available_slot`, your agent always suggests a new pillar, even if you've posted about it recently.

-
- 02** You can plan years ahead. Running `generate_rotation_schedule` gives you a full sequence of topics for months, eliminating last-minute strategic panic.
-
- 03** It saves time validating concepts. Before committing to a content mix, use `check_pool_viability` to confirm your categories are robust enough for the job.
-
- 04** Your team stays focused on creation, not scheduling math. The MCP handles all the collision detection and sequencing logic automatically.
-
- 05** Maintain high audience engagement consistently. By guaranteeing topic variety, this MCP keeps your content stream dynamic and fresh.
-

Real-World Applications

Launching a new quarterly campaign with limited topics

A marketing manager needs to post about four specific themes over the next quarter but only has enough unique ideas for three. They ask their agent, and it runs `check_pool_viability`, immediately flagging that repetition is unavoidable and suggesting they add a fourth pillar.

Determining what post type is best today

The social media coordinator just posted 'Educational' and 'Meme'. They ask their agent to check `get_next_available_slot` based on recent history, and it recommends a 'Promo' pillar, keeping the flow varied.

Filling out an annual content calendar

A brand needs to map out 365 days of varied posts. They instruct their agent using `generate_rotation_schedule` for the next year, receiving a full, non-repeating sequence that guides the entire editorial team.

Patterns to Avoid

Scheduling by hand in a spreadsheet

✗ AVOID

A user manually inputs 100 topics into Google Sheets, only to realize they repeated five pillars in the first two months and have no plan for the rest of the year.

✓ INSTEAD

Use `generate_rotation_schedule` through your AI client. You give it the parameters, and it outputs a mathematically sound sequence that guarantees variety across the entire timeframe.

Relying on memory or gut feeling

✗ AVOID

The team decides to post about 'UGC' this week because someone remembers doing it last month. They forget they already planned for it three weeks ago.

✓ INSTEAD

Always run `get_next_available_slot` before publishing a piece of content. This tool checks your history and recommends the category that hasn't been featured recently.

Ignoring resource limitations

✗ AVOID

A team decides to rotate through 15 pillars for a full year, but `check_pool_viability` reveals they only have enough unique combinations to last 9 months.

✓ INSTEAD

First, run `check_pool_viability`. If the number is too low for your desired duration, you know exactly which pillar needs adding before planning anything.

The Right Fit

Use this MCP if your primary pain point is content repetition or strategic scheduling across multiple months. You need to validate that your current pool of ideas can support a defined timeframe without burnout. This tool excels at generating long-term, non-repeating sequences using `generate_rotation_schedule` and giving you immediate direction with `get_next_available_slot`. Don't use it if you just need simple idea generation; those are basic brainstorming tools. You also don't need it if your content pillars already follow a rigid, non-varying schedule (e.g., 'Meme every Monday'). This MCP is for complex, rotating strategies where variety is the goal.

Content Pillar Rotator: Solving Content Variety and Scheduling Issues

Right now, content planning involves a painful cycle of cross-referencing. You open your calendar, check your pillar list, and manually track what you've posted last week, the week before that, and three months ago. It's a mess of spreadsheets, sticky notes, and 'wait, didn't we already do that?' moments.

With this MCP, your AI agent handles the entire calculation. You simply tell it the timeframe and the available pillars. The system outputs not just a list, but a validated, sequential roadmap for months or years out. It gives you immediate confidence in your content strategy.

Content Pillar Rotator: Maintaining Content Freshness and Flow

The biggest manual chore is checking if the pool is sufficient for the upcoming period. You have to stop, count up all your pillar types, and then calculate how many times you can repeat them without sounding stale. This kills momentum.

Now, running a viability check confirms everything instantly. It tells you upfront if you're safe for the next year or if you need to brainstorm new pillars immediately. You move from reacting to planning.

3 Tools for Content Pillar Rotation and Marketing Scheduling

Use these tools to audit your content pool, map out annual schedules, or find the single best pillar for your next post.

#	TOOL	DESCRIPTION
01	<code>check_pool_viability</code>	Checks your category pool size against a desired rotation length to confirm variety capacity.
02	<code>generate_rotation_schedule</code>	Creates a full, sequential list of content types for a defined future date range.
03	<code>get_next_available_slot</code>	Looks at your recent posting history and recommends the best non-repeated category to use next.

See It in Action

Real prompts you can use once this MCP is connected to your AI agent through Vinkius Cloud.

U I want a content plan for Q3, three posts per week using 'Tutorial', 'Case Study', and 'Opinion'.



Q3 Rotation Schedule

This schedule ensures maximum variety:

- Week 1: Tutorial
- Week 2: Case Study
- Week 3: Opinion
- Week 4: Tutorial
- ... (continues through the quarter, ensuring no repeats)

Total unique posts: 36. **Pillars used:** All three pillars are spaced out perfectly.

U Can I keep posting 'Educational' and 'Meme' every week for the next two months?



✗ Viability Check Failed.

The current pool of ['Educational', 'Meme'] is only large enough to support 2 consecutive posts. After that, the system predicts a repetition collision within the 4-week window.

Suggestion: Add at least one more pillar (e.g., 'Promo') to make this rotation viable.

U Based on my last three posts: [Tutorial, Case Study], what should I post today from these pillars?



🌟 **Recommendation for Today:**

The optimal next pillar is **Opinion**.

This choice prevents immediate repetition and maintains a balanced flow across your content mix. Posting 'Opinion' keeps the audience engaged while providing strategic variety.

Frequently Asked Questions

01 How does Content Pillar Rotator prevent me from posting the same type of content too often?

It actively calculates your history and available pillars to recommend a category that hasn't been used recently. This keeps your feed feeling fresh, even if you have limited topic ideas.

02 Can I use Content Pillar Rotator to plan content for an entire year?

Yes. You can generate a full sequential list of posts for any timeframe. It ensures that over the next 12 months, your pillar mix will remain varied and consistent.

03 What if my current topic categories aren't enough? Will Content Pillar Rotator tell me?

Absolutely. Before you start scheduling, it runs a viability check to confirm your pool size. If the category set is too small for the time frame, it warns you and explains why repetition is coming.

04 Does Content Pillar Rotator only work with predefined pillars?

Yes, it works by rotating through a list of defined categories you provide. It manages the sequence between those established topics to maintain variety.

05 Is this better than just using a simple content calendar tool?







A standard calendar tracks dates; Content Pillar Rotator calculates *variety*. It's a strategic layer that ensures your scheduling decisions are mathematically sound and non-repetitive over long periods.

Go Live in 60 Seconds

Get your connection token from cloud.vinkius.com, then paste the endpoint URL into any MCP-compatible client.

YOUR MCP ENDPOINT

```
https://edge.vinkius.com/[TOKEN]/mcp
```

CLIENT	WHERE TO CONFIGURE
 Claude AI	Profile → Customize → Connectors → "+" → Add custom connector → Paste endpoint
 Cursor	Settings → Features → MCP Servers → "+ Add New MCP Server" → Type: SSE → Paste endpoint
 VS Code	Ctrl/Cmd+Shift+P → "MCP: Add Server" → add <code>"content-pillar-rotator": { "url": "..." }</code>
 Windsurf	MCP Settings → <code>mcp_settings.json</code> → Add endpoint URL
 ChatGPT	Settings → Tools & plugins → Add MCP server → Paste endpoint
 Gemini	Extensions → Add MCP Server → Paste endpoint URL

ASK AN AI ABOUT THIS

Let your preferred AI explain this MCP server

-  **Ask ChatGPT** 
-  **Ask Claude** 
-  **Ask Perplexity** 
-  **Ask Gemini** 
-  **Ask Grok** 

READY TO CONNECT

Content Pillar Rotator is live on Vinkius Cloud.

Get your connection token, paste it into your AI agent, and
start building. No SDK. No deployment. Just results.

[Start at cloud.vinkius.com](https://cloud.vinkius.com) →

vinkius.com · support@vinkius.com

INDEPENDENT PLATFORM DISCLAIMER

Vinkius is an independent platform and is not affiliated with, endorsed by, sponsored by, verified by, or otherwise authorized by Content Pillar Rotator. All third-party trademarks, logos, and brand names are the property of their respective owners. Their use in this document is strictly for informational purposes to identify service compatibility and interoperability.

DOCUMENT INFORMATION

Generated	July 2026
MCP Server	Content Pillar Rotator MCP
Server ID	019f20c6-276e-7029-8c23-5a74ca926cb2
Platform	Vinkius Cloud for AI Agents
Endpoint	https://edge.vinkius.com/{token}/mcp

LICENSE & USAGE

This document is generated automatically by the Vinkius PDF Engine. Content reflects the MCP server configuration at the time of generation and may change as updates are deployed. For the most current information, visit vinkius.com/mcp/content-pillar-rotator.