

MCP SERVER

NO CODE

CLOUD HOSTED

DocsBot

A+ Quality Score 100/100

ai-chatbot

knowledge-base

indexing

natural-language-query

documentation-search

ai-training



The connectivity layer between AI and the world's software.



Vinkius sits between AI and every application. All communication passes through Vinkius Cloud via the Model Context Protocol (MCP) — with governance, observability, and security at every layer.

Your AI Connections Run Through Vinkius Cloud

The world's largest
managed MCP catalog

Vinkius is the connectivity layer where AI connects to the software your business already runs. We handle the hosting, the security, the credentials, the uptime — you get agents that actually do things.

We operate the world's largest managed MCP catalog. Major SaaS platforms, CRMs, databases, and cloud providers — running, monitored, production-ready. This MCP server is hosted and maintained by the Vinkius Cloud for AI Agents.

The agent doesn't manage credentials, doesn't manage uptime, doesn't manage security. Vinkius does.

— Architecture principle

Four Pillars of the Vinkius Runtime

01 — Security by design

Credentials stay encrypted at rest via AES-256. The AI agent never touches raw keys — they're injected into a sandboxed V8 isolate at runtime. Actions are logged, and connections have an emergency kill switch.

03 — Deterministic observability

Eight immutable metrics per endpoint: request volume, p95 latency, error rate, active connections, cost attribution. A live payload feed logs every tool call with mutation detection.

02 — Built on MCP Fusion

This MCP server was built with **MCP Fusion**, the open-source framework (Apache 2.0) that powers the entire Vinkius catalog. Schema-as-firewall strips undeclared fields, compiled PII redaction runs at zero overhead, and cryptographic lockfiles produce git-diffable audit trails.

04 — Autonomous operations

Servers are deployed, monitored, and patched autonomously. New capabilities and security patches ship weekly. Zero-downtime deployments ensure continuous availability across all managed MCP servers.

AES-256

Encryption at rest

Ed25519

PKI vault signatures

24h TTL

Ephemeral session keys

V8 Isolate

Sandboxed execution

One Token. Instant Access.

Every MCP server on Vinkius is accessed through a **Connection Token**. Tokens are generated in the cloud dashboard and produce a unique MCP endpoint URL. Paste this URL into any MCP-compatible client — no SDK required.

A single token can serve **multiple AI clients simultaneously**, or you can issue separate tokens per client for granular access control. Each token tracks its own request count, last activity timestamp, and can be individually enabled or revoked.

MCP ENDPOINT

`https://edge.vinkius.com/{token}/mcp`

Claude



Cursor



VS Code



Windsurf



Grok



Gemini

Security Is the Architecture

Security in Vinkius is not a feature — it's the foundation of the runtime. The gateway enforces multiple independent protection layers between AI agents and third-party APIs.

01 — Ed25519 PKI Vault

Every workspace has an Ed25519 Master Key. Session keys are generated ephemerally (24h TTL) and signed by the Master Key. Credentials never leave the vault boundary.

02 — V8 Isolate Sandboxing

Tool code runs inside isolated-vm V8 isolates with 64 MB memory caps and per-request timeouts. No filesystem access, no network access except through the SSRF-guarded fetch bridge.

03 — SSRF Guard

All outbound HTTP requests are DNS-resolved and validated before execution. Private IP ranges (10.x, 172.16-31.x, 192.168.x, AWS metadata 169.254.x) are blocked at the network layer.

05 — Cryptographic Audit Trail

Every request is signed into a SHA-256 hash chain with Ed25519 signatures. Events form a tamper-proof, SIEM-exportable forensic record.

04 — DLP & PII Redaction

A ResponseGuard pipeline intercepts every tool response. Configurable redaction patterns strip sensitive fields (emails, SSNs, card numbers) before data reaches the AI agent.

06 — Honeypot Trap System

Phantom credentials are injected into isolated environments. If a honeypot is used outside Vinkius infrastructure, the server is quarantined instantly.

Emergency Kill Switch

EU AI Act Art. 14(1)
Compliant

The kill switch is an **emergency halt** mechanism — not a simple toggle. When triggered, it executes three actions atomically:

01 — Server deactivated

The MCP server is immediately taken offline across the entire cluster.

02 — All tokens revoked

Every connection token is invalidated. Total lockout — reconnection blocked until new tokens are issued.

03 — WebSocket connections killed

Active connections terminated via Redis pubsub broadcast. Propagates to every runtime node in the cluster.

Full Visibility. Zero Guesswork.

The Vinkius cloud dashboard includes a full MCP Governance suite — real-time analytics and security controls for production AI operations.

Control Plane

KPI dashboard with request volume, latency, success rate, token consumption, and AI-generated operational briefings.

FinOps

Cost tracking per tool, payload compression savings, budget optimization signals, and consumption trends.

Firewall & DLP

PII redaction activity, sensitive data protection counters, and security event timeline.

Agent Activity

Which AI clients are connecting, how often, and what they're doing — real-time session tracking.

Tool Health

Slowest and most error-prone tools, with actionable root-cause insights and performance baselines.

Incident Log

Error trends, failure rates, status-code breakdowns, and forensic audit trail access.

Get started at cloud.vinkius.com — connect your AI agent in under 60 seconds.

DocsBot MCP

10 tools available

Cloud-hosted on Vinkius

One Click on Vinkius — From Prompt to Execution

Available at vinkius.com/mcp/docsbot — connect your AI agent in three steps.

Built For

10 Tools Available

#	TOOL	DESCRIPTION
01	<code>ask_bot_question</code>	Ask a technical question to a specific DocsBot and retrieve an AI-generated answer
02	<code>get_docsbot_account_metadata</code>	Retrieve metadata for the current authenticated user
03	<code>get_bot_knowledge_summary</code>	Retrieve a high-level summary of the knowledge base size and source count
04	<code>get_bot_details</code>	Get detailed settings and information for a specific bot
05	<code>list_recently_indexed_bots</code>	Identify bots that have had their knowledge base updated recently (mock logic)
06	<code>list_bot_interaction_logs</code>	List recent questions and answers handled by a specific bot
07	<code>list_team_bots</code>	List all AI bots configured within a specific team
08	<code>list_bot_knowledge_sources</code>	List all data sources (URL, PDF, etc.) used to train a specific bot
09	<code>list_docsbot_teams</code>	List all teams you are a member of in DocsBot
10	<code>search_bot_sources</code>	Search for specific knowledge sources by name keyword

See It in Action

Real prompts you can use once this MCP is connected to your AI agent through Vinkius Cloud.

U Ask our 'API Docs Bot': 'How do I authenticate using the SDK?'



The bot answered: 'To authenticate using the SDK, you need to initialize the client with your API Key... [detailed steps]'. Should I pull the source links for this answer?

U List all data sources used by our 'Support Bot'.



I've found 5 sources for the 'Support Bot', including 'help.example.com', 'API-Reference.pdf', and 'Community-FAQs'. 4 sources were successfully indexed today. Would you like to see the last error for the failed source?

U Show me the last 5 questions asked to the 'Sales Bot'.



The last 5 questions for 'Sales Bot' include: 'What are your pricing plans?', 'Do you offer an annual discount?', and 'How do I upgrade?'. All questions received valid AI answers. Should I pull the detailed logs for any of them?

Frequently Asked Questions

01 How do I get a DocsBot API Key?

Log in to your DocsBot account, navigate to the API section in your account settings, and you can generate or retrieve your unique API Key from there.

02 Can the agent train my bots?

This integration currently focuses on querying bots and auditing sources. Adding new sources or triggering full training cycles should be managed via the DocsBot dashboard.

03 Which AI models are used?







DocsBot supports various models including GPT-3.5 and GPT-4. The agent will retrieve results based on the specific model configured for your bot in your account.

Go Live in 60 Seconds

Get your connection token from cloud.vinkius.com, then paste the endpoint URL into any MCP-compatible client.











YOUR MCP ENDPOINT

```
https://edge.vinkius.com/[TOKEN]/mcp
```

CLIENT	WHERE TO CONFIGURE
 Claude AI	Profile → Customize → Connectors → "+" → Add custom connector → Paste endpoint
 Cursor	Settings → Features → MCP Servers → "+ Add New MCP Server" → Type: SSE → Paste endpoint
 VS Code	Ctrl/Cmd+Shift+P → "MCP: Add Server" → add <code>"docsbot": { "url": "..." }</code>
 Windsurf	MCP Settings → <code>mcp_settings.json</code> → Add endpoint URL
 ChatGPT	Settings → Tools & plugins → Add MCP server → Paste endpoint
 Gemini	Extensions → Add MCP Server → Paste endpoint URL

ASK AN AI ABOUT THIS

Let your preferred AI explain this MCP server

-  **Ask ChatGPT** 
-  **Ask Claude** 
-  **Ask Perplexity** 
-  **Ask Gemini** 
-  **Ask Grok** 

READY TO CONNECT

DocsBot is live on Vinkius Cloud.

Get your connection token, paste it into your AI agent, and start building. No SDK. No deployment. Just results.

[Start at cloud.vinkius.com](https://cloud.vinkius.com) →

vinkius.com · support@vinkius.com

INDEPENDENT PLATFORM DISCLAIMER

Vinkius is an independent platform and is not affiliated with, endorsed by, sponsored by, verified by, or otherwise authorized by DocsBot. All third-party trademarks, logos, and brand names are the property of their respective owners. Their use in this document is strictly for informational purposes to identify service compatibility and interoperability.

DOCUMENT INFORMATION

Generated	June 2026
MCP Server	DocsBot MCP
Server ID	019d7587-5748-73a5-b6a3-f9ca3cf9e6cc
Platform	Vinkius Cloud for AI Agents
Endpoint	https://edge.vinkius.com/{token}/mcp

LICENSE & USAGE

This document is generated automatically by the Vinkius PDF Engine. Content reflects the MCP server configuration at the time of generation and may change as updates are deployed. For the most current information, visit vinkius.com/mcp/docsbot.