

MCP SERVER

NO CODE

CLOUD HOSTED

Fera.ai MCP

Know everything about reviews, ratings, and UGC.

Fera.ai connects your agent directly to your customer reviews and social proof data. Instantly list every review, track product ratings across multiple stores, and pull in user-submitted photos and videos (UGC) through natural conversation. Stop exporting dashboards; start asking questions about your brand reputation.

A+ Quality Score 100/100

reviews

ratings

ugc

sentiment-analysis

social-proof



The infrastructure that powers AI agents in the real world.



Vinkius connects AI to the world's software through secure, enterprise-grade infrastructure — enabling real-world execution at scale, built on the Model Context Protocol (MCP).

Your AI Connections Run Through Vinkius Cloud

The world's largest
managed MCP catalog

Vinkius is the cloud infrastructure where AI agents connect to the software your business already runs. We handle the hosting, the security, the credentials, the uptime — you get agents that actually do things.

We operate the world's largest managed MCP catalog. Major SaaS platforms, CRMs, databases, and cloud providers — running, monitored, production-ready. This MCP server is hosted and maintained by the Vinkius Cloud for AI Agents.

The agent doesn't manage credentials, doesn't manage uptime, doesn't manage security. Vinkius does.

— Architecture principle

Four Pillars of the Vinkius Runtime

01 — Security by design

Credentials stay encrypted at rest via AES-256. The AI agent never touches raw keys — they're injected into a sandboxed V8 isolate at runtime. Actions are logged, and connections have an emergency kill switch.

03 — Deterministic observability

Eight immutable metrics per endpoint: request volume, p95 latency, error rate, active connections, cost attribution. A live payload feed logs every tool call with mutation detection.

02 — Built on MCP Fusion

This MCP server was built with **MCP Fusion**, the open-source framework (Apache 2.0) that powers the entire Vinkius catalog. Schema-as-firewall strips undeclared fields, compiled PII redaction runs at zero overhead, and cryptographic lockfiles produce git-diffable audit trails.

04 — Autonomous operations

Servers are deployed, monitored, and patched autonomously. New capabilities and security patches ship weekly. Zero-downtime deployments ensure continuous availability across all managed MCP servers.

AES-256

Encryption at rest

Ed25519

PKI vault signatures

24h TTL

Ephemeral session keys

V8 Isolate

Sandboxed execution

One Token. Instant Access.

Every MCP server on Vinkius is accessed through a **Connection Token**. Tokens are generated in the cloud dashboard and produce a unique MCP endpoint URL. Paste this URL into any MCP-compatible client — no SDK required.

A single token can serve **multiple AI clients simultaneously**, or you can issue separate tokens per client for granular access control. Each token tracks its own request count, last activity timestamp, and can be individually enabled or revoked.

MCP ENDPOINT

`https://edge.vinkius.com/{token}/mcp`

Claude



Cursor



VS Code



Windsurf



Grok



Gemini

Security Is the Architecture

Security in Vinkius is not a feature — it's the foundation of the runtime. The gateway enforces multiple independent protection layers between AI agents and third-party APIs.

01 — Ed25519 PKI Vault

Every workspace has an Ed25519 Master Key. Session keys are generated ephemerally (24h TTL) and signed by the Master Key. Credentials never leave the vault boundary.

02 — V8 Isolate Sandboxing

Tool code runs inside isolated-vm V8 isolates with 64 MB memory caps and per-request timeouts. No filesystem access, no network access except through the SSRF-guarded fetch bridge.

03 — SSRF Guard

All outbound HTTP requests are DNS-resolved and validated before execution. Private IP ranges (10.x, 172.16-31.x, 192.168.x, AWS metadata 169.254.x) are blocked at the network layer.

05 — Cryptographic Audit Trail

Every request is signed into a SHA-256 hash chain with Ed25519 signatures. Events form a tamper-proof, SIEM-exportable forensic record.

04 — DLP & PII Redaction

A ResponseGuard pipeline intercepts every tool response. Configurable redaction patterns strip sensitive fields (emails, SSNs, card numbers) before data reaches the AI agent.

06 — Honeytoken Trap System

Phantom credentials are injected into isolated environments. If a honeytoken is used outside Vinkius infrastructure, the server is quarantined instantly.

Emergency Kill Switch

EU AI Act Art. 14(1)
Compliant

The kill switch is an **emergency halt** mechanism — not a simple toggle. When triggered, it executes three actions atomically:

01 — Server deactivated

The MCP server is immediately taken offline across the entire cluster.

02 — All tokens revoked

Every connection token is invalidated. Total lockout — reconnection blocked until new tokens are issued.

03 — WebSocket connections killed

Active connections terminated via Redis pubsub broadcast. Propagates to every runtime node in the cluster.

Full Visibility. Zero Guesswork.

The Vinkius cloud dashboard includes a full MCP Governance suite — real-time analytics and security controls for production AI operations.

Control Plane

KPI dashboard with request volume, latency, success rate, token consumption, and AI-generated operational briefings.

FinOps

Cost tracking per tool, payload compression savings, budget optimization signals, and consumption trends.

Firewall & DLP

PII redaction activity, sensitive data protection counters, and security event timeline.

Agent Activity

Which AI clients are connecting, how often, and what they're doing — real-time session tracking.

Tool Health

Slowest and most error-prone tools, with actionable root-cause insights and performance baselines.

Incident Log

Error trends, failure rates, status-code breakdowns, and forensic audit trail access.

Get started at cloud.vinkius.com — connect your AI agent in under 60 seconds.

Fera.ai MCP

12 tools available

Cloud-hosted on Vinkius

You can take full control of your store's public image without ever leaving your chat window. This MCP lets you connect to Fera.ai, giving your agent direct access to all your customer reviews, ratings, and user-generated content (UGC). Need to know how a specific product is doing? Ask for its aggregated rating and review count. Want to address a difficult customer complaint? Retrieve the full details of that exact review instantly. You can also pull in detailed profiles of customers who left feedback, which helps you personalize your outreach. If you run multiple brands or stores under one account, you won't have to jump between tabs; this MCP lists and queries data across all managed locations. Because it's hosted on Vinkius, you get access to these powerful social proof tools from any AI client—Claude, Cursor, Windsurf, or whatever agent you prefer.

Core Capabilities

01 — Analyze product performance

You can pull the current aggregated rating and total number of reviews for any specific product.

02 — Review a single piece of feedback

The agent fetches comprehensive details on an individual review, including sentiment metadata.

03 — Monitor media content

You can list and inspect all customer-submitted photos and videos to build your social proof library.

04 — Track repeat customers

The MCP lists detailed profiles for specific users who have submitted feedback, letting you know who they are.

05 — Audit your tech stack

You can list and check the status of all external integrations connected to your account, like Shopify or Wix.

One Click on Vinkius — From Prompt to Execution

Available at vinkius.com/mcp/feraai — connect your AI agent in three steps.

- 01 First, subscribe to this MCP on Vinkius.
- 02 Next, supply your private Fera.ai API Secret Key when prompted.
- 03 After setup, you use your agent in any compatible client to ask questions about reviews or ratings.

The bottom line is that once it's connected, you just talk to your AI agent and get live data pulled directly from Fera.ai.

Built For

This MCP is for the E-commerce Manager who is tired of manually exporting reviews into a spreadsheet. It's for the Customer Support Specialist who needs to quickly look up review details during a live chat, and for the Marketing Analyst who wants raw UGC data in their performance workflow.

E-commerce Manager

You monitor new reviews and product ratings without having to manually download or export dashboards.

Customer Support Specialist

You quickly look up specific review details by customer name or ID, allowing you to address concerns right in the chat window.

Marketing Analyst

You pull raw UGC and review data directly into your AI-powered performance workflow for deeper analysis.

What Changes When You Connect

- 01 Stop manually exporting review data. The agent pulls a complete list of all customer feedback across every store you manage in one go.

-
- 02 You get instant rating intelligence: just ask for the product's aggregated score and total review count without visiting a dashboard.

 - 03 Don't lose visual proof. You can prompt your agent to inspect all UGC, listing out every photo and video submitted by customers.

 - 04 When supporting a customer, you don't have to guess what they mean; you can retrieve the full details of a specific review using its ID.

 - 05 It gives you visibility into who left feedback. By running `list_customers`, your agent provides detailed profiles for personalization.
-

Real-World Applications

The QA team needs to check product performance after a sale.

The analyst asks the agent to get aggregated rating and review count for SKU-9021. The agent replies instantly with a 4.3 score based on 78 reviews, letting them know if the recent dip is due to one bad batch or broader dissatisfaction.

Marketing is planning a social media campaign.

The marketer prompts the agent to list all customer-submitted photos and videos. The agent returns a catalog of UGC ready for immediate use in ad creative, saving hours of manual asset collection.

A customer service rep needs context for an angry chat.

The rep asks the agent to get details for a specific review ID. The agent pulls up the full, detailed feedback and sentiment metadata immediately, allowing the rep to respond accurately and empathetically.

A business owner manages multiple brands under one umbrella.

The owner asks the MCP to list stores. The agent first shows all managed locations and then can query review data across the entire portfolio from a single conversation.

Patterns to Avoid

Treating social proof as just text reviews.

X AVOID

A user only asks, 'What are my recent comments?' and misses all the valuable photo evidence or customer profiles that provide context.

✓ INSTEAD

To get a full picture, ask the agent to list media *and* use `list_customers` alongside `list_reviews`. That way you see both the written feedback and who submitted it.

Forgetting about integration status.

X AVOID

The user assumes their connection to Shopify is live for a new product, only to find out later that the platform isn't properly linked or active.

✓ INSTEAD

Always start by checking integrations. Use `list_external_integrations` first so your agent can confirm which platforms are talking to Fera.ai.

Asking for a single piece of data without context.

X AVOID

The user asks, 'What's the rating?' and gets a generic number without knowing which product it refers to.

✓ INSTEAD

Be specific: ask the agent to get the product rating using the SKU or identifier. This ensures you know exactly what score you're looking at.

The Right Fit

Use this MCP if your job revolves around managing, analyzing, and reacting to public customer feedback—reviews, star ratings, photos, and videos. You need an agent that can pull raw data across multiple stores and track down specific customer details on demand. Don't use it if you are trying to manage internal company documents (use a dedicated document storage MCP) or if your primary goal is generating new content (you'll want a dedicated copywriting tool). This MCP excels at *retrieval* and *monitoring*. If you only need to see that a store exists, `list_stores` works. But if you need the full depth of who said what, when, and with what photos, this is your go-to.

Sifting Through Spreadsheets for Social Proof

Right now, analyzing social proof feels like a job for an intern on coffee break. You have to jump between the Fera dashboard, export reviews into CSVs, cross-reference them with Shopify orders, and then manually tally up which products are getting great UGC versus just receiving a few low star counts. It's tedious, it takes hours, and you always feel like you missed something.

With this MCP connected to your agent, you stop doing the legwork. You simply tell your AI client what you need—like listing all reviews or fetching details for a specific customer profile—and the data appears instantly in plain conversation. It's not about collecting reports; it's about getting immediate answers.

Instant Visibility into Your Customer Base with Fera.ai

Before, finding out if a customer had submitted photos or videos meant diving deep into the media tab and filtering by dates and stores. You often missed valuable content because it was buried under pages of text reviews.

Now you just ask your agent to list all media for UGC. It surfaces every photo and video immediately, giving you a complete visual inventory that used to take an entire afternoon.

Fera.ai MCP – 12 Tools for Review Management

These tools give your AI agent the ability to fetch every type of customer data you need, from single reviews and product scores to media assets and store lists.

#	TOOL	DESCRIPTION
01	<code>get_account_info</code>	Retrieves general details about your Fera account and current subscription status.
02	<code>get_customer</code>	Fetches a detailed profile for any specific customer who left feedback.
03	<code>get_me</code>	Confirms the identity and API token details of your current agent connection.
04	<code>get_product_rating</code>	Gets the combined rating score and total review count for a specific product identifier.
05	<code>get_review</code>	Retrieves all the data points, including sentiment metadata, for one single customer review.
06	<code>list_site_content</code>	Lists available social proof content and widget configurations on your site.
07	<code>list_customers</code>	Retrieves a list of all customer accounts that have submitted feedback to the platform.
08	<code>list_external_integrations</code>	Shows which external platforms, like Shopify or Wix, are currently connected to your account.
09	<code>list_media</code>	Lists all customer-submitted photos and videos (UGC) that you can use for marketing materials.
10	<code>list_products</code>	Provides a list of every product currently being tracked by Fera.ai in your accounts.
11	<code>list_reviews</code>	Generates a comprehensive list of all customer reviews across the stores you manage.
12	<code>list_stores</code>	Lists every individual store that is managed under your primary partner or business account.

See It in Action

Real prompts you can use once this MCP is connected to your AI agent through Vinkius Cloud.

U List the latest 5 reviews for my store.



I've retrieved your recent reviews. Your store currently has a 4.8 average rating. The latest feedback includes 'Amazing quality!' from Jane and 'Fast shipping' from Mark. Would you like to see the details for any of these?

U Show me the average rating for product SKU-123.



Fetching ratings for SKU-123... This product has a 4.5 rating based on 42 verified reviews. 85% of customers gave it 5 stars. Shall I retrieve the latest photo reviews for this product?

U Check my active integrations on Fera.



Inspecting integrations... Your Fera account is currently connected to Shopify (Active) and Klaviyo (Active). You also have the Google Search results integration enabled.

Frequently Asked Questions

01 How do I check product ratings with Fera.ai MCP?

You use the `get_product_rating` tool. Just ask your agent for the rating and review count based on a specific SKU or product identifier, and it pulls that aggregated score instantly.

02 Can I get details about a specific user using Fera.ai?

Yes, you can use `get_customer`. This tool lets your agent fetch a detailed profile for any customer who has left feedback, which is great for targeted marketing.

03 Does Fera.ai MCP cover multiple e-commerce brands?

Absolutely. You can use `list_stores` to see all stores managed under your account, and then query reviews across the entire portfolio from one place.

04 What if I need to list photos and videos (UGC)?

Use the `list_media` tool. This function specifically pulls in all customer-submitted photo and video assets, making your social proof library easily accessible for campaigns.

05 Is this MCP good for checking my integrations?







Yes. Running `list_external_integrations` lets you audit the status of platforms like Shopify or Wix directly through the agent chat, ensuring everything is connected correctly.

Go Live in 60 Seconds

Get your connection token from cloud.vinkius.com, then paste the endpoint URL into any MCP-compatible client.

YOUR MCP ENDPOINT

```
https://edge.vinkius.com/[TOKEN]/mcp
```

CLIENT	WHERE TO CONFIGURE
 Claude AI	Profile → Customize → Connectors → "+" → Add custom connector → Paste endpoint
 Cursor	Settings → Features → MCP Servers → "+ Add New MCP Server" → Type: SSE → Paste endpoint
 VS Code	Ctrl/Cmd+Shift+P → "MCP: Add Server" → add <code>"feraaai": { "url": "..." }</code>
 Windsurf	MCP Settings → <code>mcp_settings.json</code> → Add endpoint URL
 ChatGPT	Settings → Tools & plugins → Add MCP server → Paste endpoint
 Gemini	Extensions → Add MCP Server → Paste endpoint URL

ASK AN AI ABOUT THIS

Let your preferred AI explain this MCP server

-  **Ask ChatGPT** 
-  **Ask Claude** 
-  **Ask Perplexity** 
-  **Ask Gemini** 
-  **Ask Grok** 

READY TO CONNECT

Fera.ai is live on Vinkius Cloud.

Get your connection token, paste it into your AI agent, and start building. No SDK. No deployment. Just results.

[Start at cloud.vinkius.com](https://cloud.vinkius.com) →

vinkius.com · support@vinkius.com

INDEPENDENT PLATFORM DISCLAIMER

Vinkius is an independent platform and is not affiliated with, endorsed by, sponsored by, verified by, or otherwise authorized by Fera.ai. All third-party trademarks, logos, and brand names are the property of their respective owners. Their use in this document is strictly for informational purposes to identify service compatibility and interoperability.

DOCUMENT INFORMATION

Generated	June 2026
MCP Server	Fera.ai MCP
Server ID	019d7598-5d63-73f8-bf2c-dd4697b7afa1
Platform	Vinkius Cloud for AI Agents
Endpoint	https://edge.vinkius.com/{token}/mcp

LICENSE & USAGE

This document is generated automatically by the Vinkius PDF Engine. Content reflects the MCP server configuration at the time of generation and may change as updates are deployed. For the most current information, visit vinkius.com/mcp/ferai.