

MCP SERVER

NO CODE

CLOUD HOSTED

KeyCDN MCP

Control global asset caching and delivery from chat.

Manage your global content delivery network (CDN) directly through conversation. This MCP lets you purge specific cached URLs or entire zones, create new pull zones for origin servers, and monitor detailed traffic bandwidth reports without logging into a web dashboard.

A+ Quality Score 98.33/100

cdn

edge-caching

content-delivery

web-performance

cache-invalidation

traffic-monitoring



The infrastructure that powers AI agents in the real world.



Vinkius connects AI to the world's software through secure, enterprise-grade infrastructure — enabling real-world execution at scale, built on the Model Context Protocol (MCP).

Your AI Connections Run Through Vinkius Cloud

The world's largest
managed MCP catalog

Vinkius is the cloud infrastructure where AI agents connect to the software your business already runs. We handle the hosting, the security, the credentials, the uptime — you get agents that actually do things.

We operate the world's largest managed MCP catalog. Major SaaS platforms, CRMs, databases, and cloud providers — running, monitored, production-ready. This MCP server is hosted and maintained by the Vinkius Cloud for AI Agents.

The agent doesn't manage credentials, doesn't manage uptime, doesn't manage security. Vinkius does.

— Architecture principle

Four Pillars of the Vinkius Runtime

01 — Security by design

Credentials stay encrypted at rest via AES-256. The AI agent never touches raw keys — they're injected into a sandboxed V8 isolate at runtime. Actions are logged, and connections have an emergency kill switch.

03 — Deterministic observability

Eight immutable metrics per endpoint: request volume, p95 latency, error rate, active connections, cost attribution. A live payload feed logs every tool call with mutation detection.

02 — Built on MCP Fusion

This MCP server was built with **MCP Fusion**, the open-source framework (Apache 2.0) that powers the entire Vinkius catalog. Schema-as-firewall strips undeclared fields, compiled PII redaction runs at zero overhead, and cryptographic lockfiles produce git-diffable audit trails.

04 — Autonomous operations

Servers are deployed, monitored, and patched autonomously. New capabilities and security patches ship weekly. Zero-downtime deployments ensure continuous availability across all managed MCP servers.

AES-256

Encryption at rest

Ed25519

PKI vault signatures

24h TTL

Ephemeral session keys

V8 Isolate

Sandboxed execution

One Token. Instant Access.

Every MCP server on Vinkius is accessed through a **Connection Token**. Tokens are generated in the cloud dashboard and produce a unique MCP endpoint URL. Paste this URL into any MCP-compatible client — no SDK required.

A single token can serve **multiple AI clients simultaneously**, or you can issue separate tokens per client for granular access control. Each token tracks its own request count, last activity timestamp, and can be individually enabled or revoked.

MCP ENDPOINT

`https://edge.vinkius.com/{token}/mcp`

Claude



Cursor



VS Code



Windsurf



Grok



Gemini

Security Is the Architecture

Security in Vinkius is not a feature — it's the foundation of the runtime. The gateway enforces multiple independent protection layers between AI agents and third-party APIs.

01 — Ed25519 PKI Vault

Every workspace has an Ed25519 Master Key. Session keys are generated ephemerally (24h TTL) and signed by the Master Key. Credentials never leave the vault boundary.

02 — V8 Isolate Sandboxing

Tool code runs inside isolated-vm V8 isolates with 64 MB memory caps and per-request timeouts. No filesystem access, no network access except through the SSRF-guarded fetch bridge.

03 — SSRF Guard

All outbound HTTP requests are DNS-resolved and validated before execution. Private IP ranges (10.x, 172.16-31.x, 192.168.x, AWS metadata 169.254.x) are blocked at the network layer.

05 — Cryptographic Audit Trail

Every request is signed into a SHA-256 hash chain with Ed25519 signatures. Events form a tamper-proof, SIEM-exportable forensic record.

04 — DLP & PII Redaction

A ResponseGuard pipeline intercepts every tool response. Configurable redaction patterns strip sensitive fields (emails, SSNs, card numbers) before data reaches the AI agent.

06 — Honeypot Trap System

Phantom credentials are injected into isolated environments. If a honeypot is used outside Vinkius infrastructure, the server is quarantined instantly.

Emergency Kill Switch

EU AI Act Art. 14(1)
Compliant

The kill switch is an **emergency halt** mechanism — not a simple toggle. When triggered, it executes three actions atomically:

01 — Server deactivated

The MCP server is immediately taken offline across the entire cluster.

02 — All tokens revoked

Every connection token is invalidated. Total lockout — reconnection blocked until new tokens are issued.

03 — WebSocket connections killed

Active connections terminated via Redis pubsub broadcast. Propagates to every runtime node in the cluster.

Full Visibility. Zero Guesswork.

The Vinkius cloud dashboard includes a full MCP Governance suite — real-time analytics and security controls for production AI operations.

Control Plane

KPI dashboard with request volume, latency, success rate, token consumption, and AI-generated operational briefings.

FinOps

Cost tracking per tool, payload compression savings, budget optimization signals, and consumption trends.

Firewall & DLP

PII redaction activity, sensitive data protection counters, and security event timeline.

Agent Activity

Which AI clients are connecting, how often, and what they're doing — real-time session tracking.

Tool Health

Slowest and most error-prone tools, with actionable root-cause insights and performance baselines.

Incident Log

Error trends, failure rates, status-code breakdowns, and forensic audit trail access.

Get started at cloud.vinkius.com — connect your AI agent in under 60 seconds.

KeyCDN (Content Delivery Network) MCP

10 tools available
Cloud-hosted on Vinkius

Need to update an image on your site and make sure the old version doesn't show up anywhere? Forget jumping between developer consoles. This MCP connects your content delivery infrastructure to your AI agent, giving you full control over your global edge caching from natural conversation. You can instantly purge a zone's entire cache or target just one file URL, ensuring fresh assets hit your users immediately. It handles everything from setting up new pull zones to managing custom domain aliases for branded URLs. For monitoring, you can retrieve detailed bandwidth consumption reports over any time period. When you connect this MCP via Vinkius, your agent gains the authority needed to perform complex infrastructure tasks—like inspecting caching rules or deleting entire acceleration zones—all while staying within your preferred AI client.

Core Capabilities

01 — Invalidate Specific Assets

Target and clear the cache for a single file URL in a zone, avoiding the need to purge everything.

02 — Execute Full Cache Purge

Instantly wipe the entire cache for an assigned KeyCDN zone when content changes globally.

03 — Build New Pull Zones

Create and configure new pull zones, connecting your origin servers directly to KeyCDN's global network points.

04 — Manage Domain Aliases

Bind or unbind custom domain names (CNAMEs) to existing zones, maintaining branded asset delivery URLs.

05 — Audit and Delete Infrastructure

Retrieve zone configuration details, list all active zones, or permanently delete entire acceleration zones.

One Click on Vinkius — From Prompt to Execution

Available at vinkius.com/mcp/keycdn-content-delivery-network — connect your AI agent in three steps.

- 01 Subscribe to this MCP and provide your unique KeyCDN API key.
- 02 Connect the credentials to any compatible AI client (like Cursor or VS Code).
- 03 Ask your agent to perform an action, like listing all zones or purging a specific URL.

The bottom line is that you control complex CDN operations using simple natural language prompts instead of navigating multiple web forms.

Built For

This MCP is for the site administrator who can't afford downtime because a single stale asset breaks the checkout flow, or the SRE who needs to audit global zone configurations across dozens of environments in minutes.

Site Reliability Engineer (SRE)

Needs to monitor bandwidth usage and use `list_traffic_reports` to verify if a recent code deployment caused an unexpected traffic spike or cost increase.

Frontend Developer

Must run `purge_specific_url` immediately after pushing new CSS files, ensuring the cache doesn't serve outdated styles and breaking the UI.

DevOps Engineer

Uses this MCP to check zone health with `get_zone` or set up a new content source using `add_pull_zone`, making deployment processes faster and safer.

What Changes When You Connect

- 01 Save time on cache invalidation. Instead of manually purging every single URL, use `purge_specific_url` to hit only the files that changed after a code deployment.

-
- 02 Gain full visibility into spending. Run `list_traffic_reports` to pull bandwidth consumption data and track CDN costs without opening a billing dashboard.

 - 03 Manage branded assets easily. Use `add_zone_alias` to map custom domains, keeping your URLs clean while still using the global CDN network.

 - 04 Scale infrastructure with confidence. Need a new content source? Run `add_pull_zone` directly through your agent instead of navigating multiple console tabs.

 - 05 Audit zone health on demand. Use `list_zones` and `get_zone` to quickly verify that all required endpoints are active and configured correctly across environments.
-

Real-World Applications

The Broken Image Fix

A frontend dev notices a user is seeing an old logo image after deployment. They ask their agent to run ``purge_specific_url`` on the asset's path, instantly resolving the stale content issue without impacting other assets.

Multi-Site Rollout

A DevOps engineer is setting up a new client site and needs a dedicated content source. They use ``add_pull_zone`` to connect the site's origin servers, completing the setup in one conversation.

The Quarterly Budget Check

An SRE needs to justify CDN spend to a manager. They ask their agent to run ``list_traffic_reports`` for the last quarter, getting precise bandwidth data instantly for review.

The Site Cleanup

An administrator confirms that an old testing zone is no longer needed. They ask their agent to run ``delete_zone``, ensuring all associated assets and subdomains are revoked instantly.

Patterns to Avoid

Deleting the entire zone

✗ AVOID

When a specific asset fails, a developer might panic and try to delete the whole zone just to 'clear' it.

✓ INSTEAD

Don't delete the zone. Use ``purge_specific_url`` for targeted invalidation, or run ``purge_zone_cache_all`` if you must clear everything.

Manual DNS checks

✗ AVOID

Manually logging into a separate DNS panel to verify a custom domain alias is pointing correctly.

✓ INSTEAD

Use the MCP's tools like ``list_zone_aliases`` and ``add_zone_alias`` to manage mappings directly, verifying status through natural conversation.

Ignoring traffic reports

✗ AVOID

Assuming usage is normal because nothing broke immediately after a major launch.

✓ INSTEAD

Always run ``list_traffic_reports`` before and after high-impact deployments to baseline expected bandwidth consumption.

The Right Fit

Use this MCP if your primary need is direct, operational control over the CDN's cache layer and infrastructure state. You should use it when you absolutely must purge assets or check zone status without a GUI login. Don't use this if you only need general website monitoring; for that, dedicated performance tools are better.

Crucially, don't try to use it for writing code or generating content—it is purely an infrastructure control plane tool. If your goal is simply to *view* assets, check the zone status using `get_zone`; if your goal is to *change* them, you need a purge command like

```
purge_specific_url .
```

The headache of stale content

Right now, when a developer pushes updated styles or images, they have to remember to jump into the CDN provider's dashboard. They find the zone, locate the asset path, and manually trigger an invalidation for every single file that changed. If there are hundreds of assets, this process takes minutes of tedious clicking, and it's easy to miss one.

With this MCP, you tell your agent what needs fixing—'Purge all cache for the new logo images.' The agent handles the complex calls through tools like `purge_specific_url` or `purge_zone_cache_all`. You get instant confirmation that the content is invalidated globally, and you don't have to touch a dashboard.

Control Zone Configuration with KeyCDN MCP

Normally, setting up custom domain aliases or adding new pull zones requires navigating deep into the platform console. You must find the right section and input the CNAME records manually before you can point traffic to the correct origin server.

Now, your agent handles it. Simply ask your AI client to 'add a custom alias for staging' or 'create a pull zone for our API.' The MCP executes `add_zone_alias` or `add_pull_zone`, making complex infrastructure changes happen with simple conversation.

KeyCDN (Content Delivery Network) with 10 Tools

Use these tools to perform every CDN operation imaginable—from adding a new content source via `add_pull_zone` to monitoring traffic reports.

#	TOOL	DESCRIPTION
01	<code>add_zone_alias</code>	Attaches a custom domain name to an existing KeyCDN zone, allowing you to use your own branded URL for assets.
02	<code>add_pull_zone</code>	Creates and sets up a new pull zone, which points KeyCDN's global network back to your original content server.
03	<code>delete_zone_alias</code>	Removes a custom domain name alias from a specific KeyCDN zone when you change branding or structure.
04	<code>delete_zone</code>	Completely removes an entire, dedicated KeyCDN zone and all its associated wildcard subdomains.
05	<code>get_zone</code>	Retrieves detailed configuration information for one specific KeyCDN zone.
06	<code>list_zone_aliases</code>	Lists all custom domain aliases currently bound across every zone in your account.
07	<code>list_traffic_reports</code>	Generates and retrieves detailed reports showing how much bandwidth was consumed over a given time period.
08	<code>list_zones</code>	Returns an immutable list of all existing KeyCDN zones and their primary endpoints.
09	<code>purge_specific_url</code>	Invalidates a single file URL within a zone, letting you clear only the necessary asset without purging everything else.
10	<code>purge_zone_cache_all</code>	Wipes out the entire content cache for a specified KeyCDN zone at once.

See It in Action

Real prompts you can use once this MCP is connected to your AI agent through Vinkius Cloud.

U List all my KeyCDN zones



I've found 3 zones in your account: 'main-assets' (ID: 123, Endpoint: main-123.kxcdn.com), 'video-streaming' (ID: 456), and 'staging-static' (ID: 789). Which one would you like to see the configuration for?

U Purge the cache for this URL in zone 123: <https://main-123.kxcdn.com/styles/app.css>



Purge request for 'styles/app.css' sent successfully. The resource has been invalidated across the global KeyCDN network. It will be re-fetched from your origin server on the next visitor request.

U How much traffic did we use in the last 7 days?



Retrieving traffic reports... In the last 7 days, your account consumed a total of 1.24 TB of bandwidth. The peak usage occurred on Tuesday at 4 PM with 45 GB/hour. Your current credit balance is sufficient for this usage level.

Frequently Asked Questions

01 How do I list all my zones using the KeyCDN MCP?

You run the `list_zones` tool. This immediately returns a complete, updated list of every active zone endpoint associated with your account.

02 Can I purge only one file in KeyCDN using this MCP?

Yes. Use `purge_specific_url`. This is much better than running a full cache purge because it limits the invalidation to just the single asset path you specify.

03 What if my custom domain alias stops working with KeyCDN MCP?

You can check all configured aliases using ``list_zone_aliases``. If necessary, you can remove a broken link using ``delete_zone_alias``.

04 Is the KeyCDN MCP safe for deleting zones?







Yes, but be careful. The ``delete_zone`` tool permanently removes an entire zone and all its associated assets. Always confirm the name before executing this action.

Go Live in 60 Seconds

Get your connection token from cloud.vinkius.com, then paste the endpoint URL into any MCP-compatible client.

YOUR MCP ENDPOINT

```
https://edge.vinkius.com/[TOKEN]/mcp
```

CLIENT	WHERE TO CONFIGURE
 Claude AI	Profile → Customize → Connectors → "+" → Add custom connector → Paste endpoint
 Cursor	Settings → Features → MCP Servers → "+ Add New MCP Server" → Type: SSE → Paste endpoint
 VS Code	Ctrl/Cmd+Shift+P → "MCP: Add Server" → add <code>"keycdn-content-delivery-network": { "url": "..." }</code>
 Windsurf	MCP Settings → <code>mcp_settings.json</code> → Add endpoint URL
 ChatGPT	Settings → Tools & plugins → Add MCP server → Paste endpoint
 Gemini	Extensions → Add MCP Server → Paste endpoint URL

ASK AN AI ABOUT THIS

Let your preferred AI explain this MCP server

-  **Ask ChatGPT** 
-  **Ask Claude** 
-  **Ask Perplexity** 
-  **Ask Gemini** 
-  **Ask Grok** 

READY TO CONNECT

KeyCDN (Content Delivery Network) is live on Vinkius Cloud.

Get your connection token, paste it into your AI agent, and start building. No SDK. No deployment. Just results.

[Start at cloud.vinkius.com](https://cloud.vinkius.com) →

vinkius.com · support@vinkius.com

INDEPENDENT PLATFORM DISCLAIMER

Vinkius is an independent platform and is not affiliated with, endorsed by, sponsored by, verified by, or otherwise authorized by KeyCDN (Content Delivery Network). All third-party trademarks, logos, and brand names are the property of their respective owners. Their use in this document is strictly for informational purposes to identify service compatibility and interoperability.

DOCUMENT INFORMATION

Generated	June 2026
MCP Server	KeyCDN (Content Delivery Network) MCP
Server ID	019d75c0-9ab4-70f4-a309-d96697448bd8
Platform	Vinkius Cloud for AI Agents
Endpoint	https://edge.vinkius.com/{token}/mcp

LICENSE & USAGE

This document is generated automatically by the Vinkius PDF Engine. Content reflects the MCP server configuration at the time of generation and may change as updates are deployed. For the most current information, visit vinkius.com/mcp/keycdn-content-delivery-network.