

MCP SERVER

NO CODE

CLOUD HOSTED

Kissmetrics MCP

Analyze User Behavior Through Conversation

Kissmetrics MCP connects your agent directly to user behavioral analytics data. Track every click, manage customer profiles, and query complex business metrics using natural language prompts. Stop building dashboards just to answer simple questions; let your AI client pull the exact people counts or event details you need instantly.

A+ Quality Score 100/100

behavioral-analytics

user-tracking

event-tracking

customer-journey

metrics

data-insights



The infrastructure that powers AI agents in the real world.



Vinkius connects AI to the world's software through secure, enterprise-grade infrastructure — enabling real-world execution at scale, built on the Model Context Protocol (MCP).

Your AI Connections Run Through Vinkius Cloud

The world's largest
managed MCP catalog

Vinkius is the cloud infrastructure where AI agents connect to the software your business already runs. We handle the hosting, the security, the credentials, the uptime — you get agents that actually do things.

We operate the world's largest managed MCP catalog. Major SaaS platforms, CRMs, databases, and cloud providers — running, monitored, production-ready. This MCP server is hosted and maintained by the Vinkius Cloud for AI Agents.

The agent doesn't manage credentials, doesn't manage uptime, doesn't manage security. Vinkius does.

— Architecture principle

Four Pillars of the Vinkius Runtime

01 — Security by design

Credentials stay encrypted at rest via AES-256. The AI agent never touches raw keys — they're injected into a sandboxed V8 isolate at runtime. Actions are logged, and connections have an emergency kill switch.

03 — Deterministic observability

Eight immutable metrics per endpoint: request volume, p95 latency, error rate, active connections, cost attribution. A live payload feed logs every tool call with mutation detection.

02 — Built on MCP Fusion

This MCP server was built with **MCP Fusion**, the open-source framework (Apache 2.0) that powers the entire Vinkius catalog. Schema-as-firewall strips undeclared fields, compiled PII redaction runs at zero overhead, and cryptographic lockfiles produce git-diffable audit trails.

04 — Autonomous operations

Servers are deployed, monitored, and patched autonomously. New capabilities and security patches ship weekly. Zero-downtime deployments ensure continuous availability across all managed MCP servers.

AES-256

Encryption at rest

Ed25519

PKI vault signatures

24h TTL

Ephemeral session keys

V8 Isolate

Sandboxed execution

One Token. Instant Access.

Every MCP server on Vinkius is accessed through a **Connection Token**. Tokens are generated in the cloud dashboard and produce a unique MCP endpoint URL. Paste this URL into any MCP-compatible client — no SDK required.

A single token can serve **multiple AI clients simultaneously**, or you can issue separate tokens per client for granular access control. Each token tracks its own request count, last activity timestamp, and can be individually enabled or revoked.

MCP ENDPOINT

`https://edge.vinkius.com/{token}/mcp`

Claude



Cursor



VS Code



Windsurf



Grok



Gemini

Security Is the Architecture

Security in Vinkius is not a feature — it's the foundation of the runtime. The gateway enforces multiple independent protection layers between AI agents and third-party APIs.

01 — Ed25519 PKI Vault

Every workspace has an Ed25519 Master Key. Session keys are generated ephemerally (24h TTL) and signed by the Master Key. Credentials never leave the vault boundary.

02 — V8 Isolate Sandboxing

Tool code runs inside isolated-vm V8 isolates with 64 MB memory caps and per-request timeouts. No filesystem access, no network access except through the SSRF-guarded fetch bridge.

03 — SSRF Guard

All outbound HTTP requests are DNS-resolved and validated before execution. Private IP ranges (10.x, 172.16-31.x, 192.168.x, AWS metadata 169.254.x) are blocked at the network layer.

05 — Cryptographic Audit Trail

Every request is signed into a SHA-256 hash chain with Ed25519 signatures. Events form a tamper-proof, SIEM-exportable forensic record.

04 — DLP & PII Redaction

A ResponseGuard pipeline intercepts every tool response. Configurable redaction patterns strip sensitive fields (emails, SSNs, card numbers) before data reaches the AI agent.

06 — Honeypot Trap System

Phantom credentials are injected into isolated environments. If a honeypot is used outside Vinkius infrastructure, the server is quarantined instantly.

Emergency Kill Switch

EU AI Act Art. 14(1)
Compliant

The kill switch is an **emergency halt** mechanism — not a simple toggle. When triggered, it executes three actions atomically:

01 — Server deactivated

The MCP server is immediately taken offline across the entire cluster.

02 — All tokens revoked

Every connection token is invalidated. Total lockout — reconnection blocked until new tokens are issued.

03 — WebSocket connections killed

Active connections terminated via Redis pubsub broadcast. Propagates to every runtime node in the cluster.

Full Visibility. Zero Guesswork.

The Vinkius cloud dashboard includes a full MCP Governance suite — real-time analytics and security controls for production AI operations.

Control Plane

KPI dashboard with request volume, latency, success rate, token consumption, and AI-generated operational briefings.

FinOps

Cost tracking per tool, payload compression savings, budget optimization signals, and consumption trends.

Firewall & DLP

PII redaction activity, sensitive data protection counters, and security event timeline.

Agent Activity

Which AI clients are connecting, how often, and what they're doing — real-time session tracking.

Tool Health

Slowest and most error-prone tools, with actionable root-cause insights and performance baselines.

Incident Log

Error trends, failure rates, status-code breakdowns, and forensic audit trail access.

Get started at cloud.vinkius.com — connect your AI agent in under 60 seconds.

Kissmetrics MCP

7 tools available

Cloud-hosted on Vinkius

You shouldn't have to write code or jump through five different tabs just to see how users are interacting with a new feature. This MCP lets your agent handle all that complexity for you. Instead of running multiple API calls, you simply ask your AI client a question—like, 'How many people viewed the pricing page last week?'—and it executes the necessary tracking and data retrieval automatically.

It handles everything from recording custom user events to updating profile details for specific customers. You can also discover exactly which event types or property names are available in your account without consulting documentation. This capability makes complex analytics feel like a simple conversation. Since Vinkius hosts this connection, you connect once and gain access to all these deep behavioral insights right inside your preferred agent environment.

Core Capabilities

01 — Track user activity

Log specific actions or events for individual users so you can map their journey through the application.

03 — Link user identities

Associate multiple identifiers—like linking a browser ID to an email address—to keep one unified view of a single user.

05 — Discover available fields

List all predefined event types and property names used in your account to guide your queries.

02 — Manage customer profiles

Set, update, and modify key attributes (properties) associated with a person's account in your system.

04 — Query performance metrics

Retrieve specific data points, such as the count of people or metric values over time, for business reporting.

One Click on Vinkius — From Prompt to Execution

Available at vinkius.com/mcp/kissmetrics — connect your AI agent in three steps.

- 01 Subscribe to this MCP and enter your Kissmetrics API Key within Vinkius.
- 02 Use your AI client's conversational interface, telling it exactly what data you need—for example, 'Show me the count of users who purchased X.'
- 03 Your agent runs the query against your live analytics data and returns a clean answer or dataset directly to your chat.

The bottom line is, you get deep behavioral insights without writing any integration code.

Built For

Product Managers who are tired of manual dashboard creation. Growth Marketers needing instant campaign performance data. Data Analysts who want to prototype complex queries in plain English.

Product Manager

Determining if a new feature is sticky by asking the agent to query user counts matching specific behaviors.

Growth Marketer

Tracking campaign success instantly by having the agent record or check conversion events for targeted segments.

Data Analyst

Exploring complex metric relationships and discovering available event types without running manual API scripts.

What Changes When You Connect

- 01 Stop building dashboards just to answer simple questions. Instead of manual dashboard assembly, you can use the `query_people_count` tool to get immediate answers about user segments.

-
- 02 Never lose track of a customer's journey again. You can use `alias_identities` to unify multiple IDs into one single view, even if they signed up on different devices.

 - 03 Manage user data quickly without touching the backend database. Use `set_person_properties` to update crucial profile information—like 'Plan Tier' or 'Region'—in a conversational prompt.

 - 04 Monitor feature adoption in real time. Instead of waiting for weekly reports, use the agent to record new events using `record_event` as soon as they happen.

 - 05 Save hours on data discovery. Tools like `list_event_types` and `list_property_names` let you see exactly what data points are available without diving into documentation or running boilerplate code.
-

Real-World Applications

Investigating a sudden drop in feature usage

A Product Manager notices low engagement. They prompt their agent: 'Show me the people count for users who logged in last week but never used the export tool.' The agent runs ``query_people_count``, immediately flagging the user segment that needs attention.

Updating a user's status after onboarding

A developer finishes setting up a new client account and needs to flag them as 'Beta Tester.' They prompt: 'Set the property 'Status' to 'Beta Tester' for customer_123.' The agent runs ``set_person_properties`` immediately.

Tracking a limited-time marketing campaign

A Growth Marketer launches an ad campaign and wants to measure conversions. They ask their agent to record every successful purchase event, using ``record_event`` instantly as users complete the checkout flow.

Calculating ROI on specific user journeys

A Data Analyst needs to compare revenue across different product lines. They ask the agent to pull historical metric data for 'Revenue' using ``query_metric_data``, comparing Q1 results to Q2.

Patterns to Avoid

Running ad-hoc queries in a BI tool

X AVOID

Jumping between Tableau, SQL workbench, and the raw API console just to calculate if 10 people used Feature X last month. The process is slow, brittle, and requires writing complex joins.

✓ INSTEAD

Use your agent with this MCP. Simply ask: 'Give me a count of people who used Feature X in May.' The tool handles the data source connection and query logic for you.

Hardcoding API calls in scripts

X AVOID

Writing boilerplate Python code just to check if an email address is already linked to another user ID. You have to remember which endpoint to hit.

✓ INSTEAD

Use the `alias_identities` tool via your agent. Just ask: 'Are these two IDs connected?' The MCP executes the logic without you writing a single line of setup code.

Guessing available data fields

X AVOID

Making assumptions about property names or event types, leading to errors and requiring time-consuming debugging sessions.

✓ INSTEAD

Before querying anything, run `list_event_types` and `list_property_names`. This lets you confirm the exact field names in your account before writing a single prompt.

The Right Fit

Use this MCP if your primary pain point is accessing deep user behavioral data (clicks, events, properties) and translating complex analytics into natural conversation. It excels at *retrieval* and *tracking*. Don't use it if you need to build an entirely new reporting dashboard structure; for that, a dedicated Business Intelligence platform is better. Also, don't rely on this MCP for data governance or source-of-truth modifications outside of the documented tools (like `set_person_properties`). If your task involves calculating financial projections based on external market data, you need a different tool set. This MCP is purely for analyzing and manipulating user interaction records.

The Data Dashboard Fatigue

Today, getting a simple answer about user behavior means jumping through hoops. You check the web analytics platform for event counts, then switch to your database console to verify properties, and finally open a spreadsheet just to calculate the conversion rate—all because no single tool answered your question directly.

With this MCP, you talk to your agent. Instead of 10 clicks across three different applications, you ask one question: 'How many people signed up from Campaign A who then viewed Feature B?' The answer appears instantly in your chat window.

Kissmetrics MCP: Behavioral Tracking Insights

You don't have to manually record every event or update every user attribute. Your agent handles the complexity of `record_event` and `set_person_properties` using simple natural language inputs.

What changes is that you move from being a data engineer running queries, to a product owner getting answers.

Kissmetrics: 7 Tools for Behavioral Analytics

These tools let you programmatically interact with your Kissmetrics account to record events, update profiles, or pull specific behavioral metrics directly through conversational prompts.

#	TOOL	DESCRIPTION
01	<code>alias_identities</code>	Links two different user identifiers together so your system recognizes them as the same person.
02	<code>list_event_types</code>	Retrieves a complete list of all custom event types currently defined in your Kissmetrics account.
03	<code>list_property_names</code>	Shows every property name used across your user profiles and events for reference.
04	<code>query_metric_data</code>	Pulls historical data for a specific, measurable metric ID when you know the parameters you want to check.
05	<code>query_people_count</code>	Counts how many people match detailed criteria and returns that number directly.
06	<code>record_event</code>	Logs a specific user behavior event, requiring both a person's identity and the name of the action.
07	<code>set_person_properties</code>	Updates key characteristics or attributes for a specific individual in your customer database.

See It in Action

Real prompts you can use once this MCP is connected to your AI agent through Vinkius Cloud.

U Record a 'Purchased' event for 'user@example.com' with price 49.99.



I've recorded the 'Purchased' event for user@example.com. The price of 49.99 has been successfully attached as a property to this event in Kissmetrics.

U Set the property 'Plan Tier' to 'Enterprise' for 'customer_123'.



Successfully updated properties for customer_123. The 'Plan Tier' is now set to 'Enterprise' in their behavioral profile.

U Show me all event types defined in my account.



I've retrieved 15 event types from your Kissmetrics account, including 'Signed Up', 'Logged In', 'Purchased', and 'Feature Used'. Would you like to query metrics for any of them?

Frequently Asked Questions

01 How do I use Kissmetrics MCP to track events?

You run the `record_event` tool via your agent. You just need to tell it the person's identity and the name of the action, like 'Purchased.' It handles logging the behavior.

02 Can I check what data points are available with Kissmetrics MCP?

Yes, you can use `list_event_types` to see every event type defined in your account. You also have `list_property_names` for all property names.

03 Is Kissmetrics MCP better than using the raw API calls?

Yes. While raw APIs give you access, this MCP wraps those complex calls into simple tools, letting your agent run them conversationally without you needing to write code.

04 What if I need to find a user across multiple devices using Kissmetrics MCP?

Use the `alias_identities` tool. This function links different identifiers (like an email and a browser ID) so your analytics view remains unified.

05 Can I query data for specific metrics with Kissmetrics MCP?







Absolutely. The `query_metric_data` tool lets you get historical values for a metric, provided you specify the necessary IDs and parameters.

Go Live in 60 Seconds

Get your connection token from cloud.vinkius.com, then paste the endpoint URL into any MCP-compatible client.

YOUR MCP ENDPOINT

```
https://edge.vinkius.com/[TOKEN]/mcp
```

CLIENT	WHERE TO CONFIGURE
 Claude AI	Profile → Customize → Connectors → "+" → Add custom connector → Paste endpoint
 Cursor	Settings → Features → MCP Servers → "+ Add New MCP Server" → Type: SSE → Paste endpoint
 VS Code	Ctrl/Cmd+Shift+P → "MCP: Add Server" → add <code>"kissmetrics": { "url": "..."</code>
 Windsurf	MCP Settings → <code>mcp_settings.json</code> → Add endpoint URL
 ChatGPT	Settings → Tools & plugins → Add MCP server → Paste endpoint
 Gemini	Extensions → Add MCP Server → Paste endpoint URL

ASK AN AI ABOUT THIS

Let your preferred AI explain this MCP server

-  **Ask ChatGPT** 
-  **Ask Claude** 
-  **Ask Perplexity** 
-  **Ask Gemini** 
-  **Ask Grok** 

READY TO CONNECT

Kissmetrics is live on Vinkius Cloud.

Get your connection token, paste it into your AI agent, and
start building. No SDK. No deployment. Just results.

[Start at cloud.vinkius.com](https://cloud.vinkius.com) →

vinkius.com · support@vinkius.com

INDEPENDENT PLATFORM DISCLAIMER

Vinkius is an independent platform and is not affiliated with, endorsed by, sponsored by, verified by, or otherwise authorized by Kissmetrics. All third-party trademarks, logos, and brand names are the property of their respective owners. Their use in this document is strictly for informational purposes to identify service compatibility and interoperability.

DOCUMENT INFORMATION

Generated	June 2026
MCP Server	Kissmetrics MCP
Server ID	019d75c1-25f1-7323-9e3c-3d2bb971c867
Platform	Vinkius Cloud for AI Agents
Endpoint	https://edge.vinkius.com/{token}/mcp

LICENSE & USAGE

This document is generated automatically by the Vinkius PDF Engine. Content reflects the MCP server configuration at the time of generation and may change as updates are deployed. For the most current information, visit vinkius.com/mcp/kissmetrics.