

MCP SERVER

NO CODE

CLOUD HOSTED

Lightspeed Restaurant MCP

Instant visibility into every sale, table, and employee.

Lightspeed Restaurant MCP lets your AI agent talk to your entire point-of-sale system. Check daily revenue reports, track every open order, update menu prices instantly, and see which tables are available for service—all through natural conversation.

A+ Quality Score 100/100

inventory-management

order-tracking

payment-processing

analytics

staff-management

menu-management



The infrastructure that powers AI agents in the real world.



Vinkius connects AI to the world's software through secure, enterprise-grade infrastructure — enabling real-world execution at scale, built on the Model Context Protocol (MCP).

Your AI Connections Run Through Vinkius Cloud

The world's largest
managed MCP catalog

Vinkius is the cloud infrastructure where AI agents connect to the software your business already runs. We handle the hosting, the security, the credentials, the uptime — you get agents that actually do things.

We operate the world's largest managed MCP catalog. Major SaaS platforms, CRMs, databases, and cloud providers — running, monitored, production-ready. This MCP server is hosted and maintained by the Vinkius Cloud for AI Agents.

The agent doesn't manage credentials, doesn't manage uptime, doesn't manage security. Vinkius does.

— Architecture principle

Four Pillars of the Vinkius Runtime

01 — Security by design

Credentials stay encrypted at rest via AES-256. The AI agent never touches raw keys — they're injected into a sandboxed V8 isolate at runtime. Actions are logged, and connections have an emergency kill switch.

03 — Deterministic observability

Eight immutable metrics per endpoint: request volume, p95 latency, error rate, active connections, cost attribution. A live payload feed logs every tool call with mutation detection.

02 — Built on MCP Fusion

This MCP server was built with **MCP Fusion**, the open-source framework (Apache 2.0) that powers the entire Vinkius catalog. Schema-as-firewall strips undeclared fields, compiled PII redaction runs at zero overhead, and cryptographic lockfiles produce git-diffable audit trails.

04 — Autonomous operations

Servers are deployed, monitored, and patched autonomously. New capabilities and security patches ship weekly. Zero-downtime deployments ensure continuous availability across all managed MCP servers.

AES-256

Encryption at rest

Ed25519

PKI vault signatures

24h TTL

Ephemeral session keys

V8 Isolate

Sandboxed execution

One Token. Instant Access.

Every MCP server on Vinkius is accessed through a **Connection Token**. Tokens are generated in the cloud dashboard and produce a unique MCP endpoint URL. Paste this URL into any MCP-compatible client — no SDK required.

A single token can serve **multiple AI clients simultaneously**, or you can issue separate tokens per client for granular access control. Each token tracks its own request count, last activity timestamp, and can be individually enabled or revoked.

MCP ENDPOINT

`https://edge.vinkius.com/{token}/mcp`

Claude



Cursor



VS Code



Windsurf



Grok



Gemini

Security Is the Architecture

Security in Vinkius is not a feature — it's the foundation of the runtime. The gateway enforces multiple independent protection layers between AI agents and third-party APIs.

01 — Ed25519 PKI Vault

Every workspace has an Ed25519 Master Key. Session keys are generated ephemerally (24h TTL) and signed by the Master Key. Credentials never leave the vault boundary.

02 — V8 Isolate Sandboxing

Tool code runs inside isolated-vm V8 isolates with 64 MB memory caps and per-request timeouts. No filesystem access, no network access except through the SSRF-guarded fetch bridge.

03 — SSRF Guard

All outbound HTTP requests are DNS-resolved and validated before execution. Private IP ranges (10.x, 172.16-31.x, 192.168.x, AWS metadata 169.254.x) are blocked at the network layer.

05 — Cryptographic Audit Trail

Every request is signed into a SHA-256 hash chain with Ed25519 signatures. Events form a tamper-proof, SIEM-exportable forensic record.

04 — DLP & PII Redaction

A ResponseGuard pipeline intercepts every tool response. Configurable redaction patterns strip sensitive fields (emails, SSNs, card numbers) before data reaches the AI agent.

06 — Honeypot Trap System

Phantom credentials are injected into isolated environments. If a honeypot is used outside Vinkius infrastructure, the server is quarantined instantly.

Emergency Kill Switch

EU AI Act Art. 14(1)
Compliant

The kill switch is an **emergency halt** mechanism — not a simple toggle. When triggered, it executes three actions atomically:

01 — Server deactivated

The MCP server is immediately taken offline across the entire cluster.

02 — All tokens revoked

Every connection token is invalidated. Total lockout — reconnection blocked until new tokens are issued.

03 — WebSocket connections killed

Active connections terminated via Redis pubsub broadcast. Propagates to every runtime node in the cluster.

Full Visibility. Zero Guesswork.

The Vinkius cloud dashboard includes a full MCP Governance suite — real-time analytics and security controls for production AI operations.

Control Plane

KPI dashboard with request volume, latency, success rate, token consumption, and AI-generated operational briefings.

FinOps

Cost tracking per tool, payload compression savings, budget optimization signals, and consumption trends.

Firewall & DLP

PII redaction activity, sensitive data protection counters, and security event timeline.

Agent Activity

Which AI clients are connecting, how often, and what they're doing — real-time session tracking.

Tool Health

Slowest and most error-prone tools, with actionable root-cause insights and performance baselines.

Incident Log

Error trends, failure rates, status-code breakdowns, and forensic audit trail access.

Get started at cloud.vinkius.com — connect your AI agent in under 60 seconds.

Lightspeed Restaurant MCP

10 tools available

Cloud-hosted on Vinkius

This MCP connects any compatible AI client directly to the Lightspeed POS backend. Instead of jumping between dedicated dashboards and running manual reports, your agent accesses live data across orders, inventory, payments, and staff records. You can ask it to pull a detailed daily report showing gross sales versus net revenue, or check if specific menu items need price updates. It's about getting answers immediately—for instance, asking for all open tables in the patio section right now. Because this connection is managed by Vinkius, you get access to one single catalog point that covers everything from staff roster management to tracking complex split-check payments.

Core Capabilities

01 — Track real-time sales and orders

Retrieve details on all transactions in a given time frame, including items sold, modifiers, tips, and voids.

03 — Check table status and seating capacity

See a list of dining areas, including how many tables are in each section and their current occupancy.

05 — Run financial reports

Generate management summaries that detail daily gross revenue, taxes collected, discounts applied, and tips distributed.

02 — Manage menu data

List available menu items and categories to check pricing or availability for updates.

04 — Audit employee records

Access the full staff roster to check roles, clock-in status, or performance metrics.

One Click on Vinkius — From Prompt to Execution

Available at vinkius.com/mcp/lightspeed-restaurant — connect your AI agent in three steps.

- 01** You prompt your AI agent with a natural language request, like 'What was the net profit from last night?'
- 02** The MCP translates that query into specific API calls to the Lightspeed system.
- 03** Your agent receives structured data (like sales figures or table lists) and presents it back to you in plain English.

The bottom line is, your AI client acts as a universal dashboard, allowing you to ask questions that used to require logging into multiple separate systems.

Built For

This is for the restaurant manager or shift lead who spends too much time copying numbers from one report and pasting them into another. It's for anyone tired of clicking through five different tabs just to answer a simple question about sales performance.

Restaurant Manager

Runs daily revenue reports, checks employee clock-in status, and verifies menu pricing before service starts.

Shift Lead / Supervisor

Checks real-time table availability in the dining room and tracks open orders to coordinate staff during peak hours.

Inventory Controller

Uses menu data to verify item counts and ensure accurate pricing across all categories before a major sale.

What Changes When You Connect

- 01** Stop manually running revenue reports. Just ask your agent for the 'daily gross/net' report; it instantly compiles data from all transactions using `get_revenue_report`.

-
- 02** No more guessing about seating capacity. Check current floor plans and table counts with `list_floors` to ensure you match staffing levels to demand.
-
- 03** Audit menu changes in seconds. Use `list_menu_items` or `list_categories` to verify pricing across the board before a promotional period starts.
-
- 04** Simplify shift handoffs. Quickly pull staff rosters and check roles using `list_employees`, so every supervisor knows who is clocked in and where they are needed.
-
- 05** Track sales activity on demand. If you need to know what was sold in the last hour, simply call `list_orders` instead of digging through complex transaction logs.
-

Real-World Applications

The End-of-Day Reconciliation

A manager needs to reconcile cash payments against digital sales. Instead of manually pulling reports, they ask the agent for a revenue report and then use `list_payments` to cross-reference every transaction type (cash vs card), ensuring zero discrepancies.

Price Change Verification

The kitchen changes a signature dish's ingredients, requiring a price change. The manager uses `list_menu_items` to verify the current pricing of that item across all categories before submitting an update.

Handling Unexpected Rush Hours

A shift lead sees the dining room getting crowded. They ask the agent which tables are currently available in the patio section using `list_tables` and instantly direct guests, avoiding bottlenecks at occupied spots.

Investigating Missing Sales

A payroll issue is flagged because employee hours seem off. The supervisor asks the agent for a list of employees and their clock status using `list_employees`, isolating which staff members need immediate review.

Patterns to Avoid

Trying to fix menu items manually

✗ AVOID

A user tries to update prices across the entire restaurant by only changing one item in the main POS terminal interface.

✓ INSTEAD

To guarantee accuracy, use your agent to call ``list_menu_items`` first. Then, instruct it to manage pricing changes using the structured data from that tool before making any manual adjustments.

Confusing order history with payments

✗ AVOID

A user assumes that running a list of completed orders (``list_orders``) will show them how much cash was taken, which it won't.

✓ INSTEAD

For payment reconciliation, always use ``list_payments`` and cross-reference the time frame against your desired sales period. The order tool only tracks items sold.

Asking for current seating status via general search

✗ AVOID

A user simply asks 'Are there open tables?' without specifying the location.

✓ INSTEAD

Be specific and use ``list_floors`` to check capacity, then ask the agent to list tables in a specific area (like the patio) using ``list_tables`` for accurate status.

The Right Fit

Use this MCP if your daily work requires synthesizing data from multiple operational silos: sales figures, physical table locations, employee shifts, and inventory pricing. You need to ask 'Why?' or 'How much?' about the business state, not just record a transaction.

You don't use this if you simply need to perform one single, isolated action—like only creating a new user account, which would be better handled by an identity management tool. If your task is purely transactional (e.g., 'send email,' 'read document'), look for communication or file system MCPs instead. This connection excels at providing comprehensive situational awareness across the whole restaurant operation.

The Headache of Cross-System Reporting

Today, to calculate a simple picture of profitability, you have to log into your POS dashboard for gross sales. Then, you open a separate staff management portal to confirm labor costs. Next, you pull the payment processor report just to verify card splits and tax collection. You spend 20 minutes in a cycle of clicking 'Export' and copying values into one master spreadsheet.

With this MCP, your agent handles it all. Instead of exporting data, you simply ask for the daily revenue report. The AI accesses orders, payments, and employee costs simultaneously and gives you the final, summarized answer immediately.

Lightspeed Restaurant MCP: Orders & Revenue Tracking

The manual steps that disappear are data aggregation, cross-referencing payments against sales totals, and manually auditing item pricing changes. You no longer need to jump between the 'Orders' tab for what sold and the 'Payments' tab for how it was paid.

What's different now is speed. Your entire operations overview moves from a multi-hour manual task spread across three systems to a single, conversational query.

Lightspeed Restaurant: 10 Tools for Operations Management

Use these tools to access specific functions like listing tables, getting order details, or running financial reports through your natural conversation.

#	TOOL	DESCRIPTION
01	<code>list_orders</code>	Retrieves a list of sales orders, useful for quickly checking what sold in a specific time frame.
02	<code>get_business</code>	Pulls core general information about the restaurant location or business profile.
03	<code>get_order</code>	Fetches complete, detailed records for a single specific customer order.
04	<code>list_menu_items</code>	Lists every item sold on the menu, which is helpful for pricing audits and inventory checks.
05	<code>list_categories</code>	Provides a breakdown of all menu sections, including how many items belong to each group.
06	<code>list_floors</code>	Lists the physical dining areas and provides metrics like total table count and overall capacity for each floor.
07	<code>list_tables</code>	Gets a list of all individual tables within the restaurant setup.
08	<code>list_employees</code>	Retrieves information on staff members, including their roles and current clock status.
09	<code>list_payments</code>	Lists recorded payment transactions for review or reconciliation.
10	<code>get_revenue_report</code>	Generates a comprehensive daily management report detailing gross sales, net revenue, discounts, taxes, and tips.

See It in Action

Real prompts you can use once this MCP is connected to your AI agent through Vinkius Cloud.

U Give me the revenue report for today



⚡ Revenue Report — Oct 18

💰 Gross: \$6,240 | Net: \$5,810 | Discounts: \$180 | Taxes: \$430 | Tips: \$720

U Update the price of the Margherita Pizza to \$18.



I have updated the price of the Margherita Pizza in the dinner menu from \$16 to \$18. The change is now synced across all active POS terminals.

U Which tables are currently available in the patio section?



In the patio section, tables 12, 14, and 15 are currently available and clean. Table 16 is occupied, and table 18 is scheduled for a reservation in 20 minutes.

Frequently Asked Questions

01 Can Lightspeed Restaurant MCP track voids and tips?

Yes, the MCP tracks detailed order information. It records items sold, modifications, tips left by customers, and any voided orders, which is crucial for accurate revenue auditing.

02 How do I check table availability using Lightspeed Restaurant MCP?

You can use the floor plan tools to get a list of tables. The agent shows you which specific sections are currently available and if any tables have upcoming reservations.

03 Does this MCP help with staff scheduling or payroll?

It helps with status, not scheduling. You can pull the current roster and check employees' clock-in/out status using the employee list tool to verify who is working right now.

04 Can I update menu prices directly with Lightspeed Restaurant MCP?

Yes, you can instruct your agent to update item pricing. It manages these changes and ensures they are synced across all active POS terminals in the system.

05 How does getting a revenue report work with Lightspeed Restaurant MCP?







You simply ask for the manager's daily report. The MCP compiles gross sales, net earnings, discounts, and taxes into one summary view.

Go Live in 60 Seconds

Get your connection token from cloud.vinkius.com, then paste the endpoint URL into any MCP-compatible client.











YOUR MCP ENDPOINT

```
https://edge.vinkius.com/[TOKEN]/mcp
```

CLIENT	WHERE TO CONFIGURE
 Claude AI	Profile → Customize → Connectors → "+" → Add custom connector → Paste endpoint
 Cursor	Settings → Features → MCP Servers → "+ Add New MCP Server" → Type: SSE → Paste endpoint
 VS Code	Ctrl/Cmd+Shift+P → "MCP: Add Server" → add <code>"lightspeed-restaurant": { "url": "..." }</code>
 Windsurf	MCP Settings → <code>mcp_settings.json</code> → Add endpoint URL
 ChatGPT	Settings → Tools & plugins → Add MCP server → Paste endpoint
 Gemini	Extensions → Add MCP Server → Paste endpoint URL

ASK AN AI ABOUT THIS

Let your preferred AI explain this MCP server

-  **Ask ChatGPT** 
-  **Ask Claude** 
-  **Ask Perplexity** 
-  **Ask Gemini** 
-  **Ask Grok** 

READY TO CONNECT

Lightspeed Restaurant is live on Vinkius Cloud.

Get your connection token, paste it into your AI agent, and
start building. No SDK. No deployment. Just results.

[Start at cloud.vinkius.com](https://cloud.vinkius.com) →

vinkius.com · support@vinkius.com

INDEPENDENT PLATFORM DISCLAIMER

Vinkius is an independent platform and is not affiliated with, endorsed by, sponsored by, verified by, or otherwise authorized by Lightspeed Restaurant. All third-party trademarks, logos, and brand names are the property of their respective owners. Their use in this document is strictly for informational purposes to identify service compatibility and interoperability.

DOCUMENT INFORMATION

Generated	June 2026
MCP Server	Lightspeed Restaurant MCP
Server ID	019d75c7-3c43-7096-941c-779d358eab24
Platform	Vinkius Cloud for AI Agents
Endpoint	https://edge.vinkius.com/{token}/mcp

LICENSE & USAGE

This document is generated automatically by the Vinkius PDF Engine. Content reflects the MCP server configuration at the time of generation and may change as updates are deployed. For the most current information, visit vinkius.com/mcp/lightspeed-restaurant.