

MCP SERVER

NO CODE

CLOUD HOSTED

Maxio Billing MCP

Audit revenue, manage contracts, and update billing data.

Maxio (SaaS Billing & FinOps) connects your AI agent directly to complex B2B SaaS financial systems. Use this MCP to audit customer contracts, track Annual and Monthly Recurring Revenue (ARR/MRR), manage billing schedules, and perform real-time updates on customer account data using natural conversation.

A+ Quality Score 100/100

billing-management

revenue-recognition

subscription-management

invoicing

arr-mrr-tracking

contract-lifecycle



The infrastructure that powers AI agents in the real world.



Vinkius connects AI to the world's software through secure, enterprise-grade infrastructure — enabling real-world execution at scale, built on the Model Context Protocol (MCP).

Your AI Connections Run Through Vinkius Cloud

The world's largest
managed MCP catalog

Vinkius is the cloud infrastructure where AI agents connect to the software your business already runs. We handle the hosting, the security, the credentials, the uptime — you get agents that actually do things.

We operate the world's largest managed MCP catalog. Major SaaS platforms, CRMs, databases, and cloud providers — running, monitored, production-ready. This MCP server is hosted and maintained by the Vinkius Cloud for AI Agents.

The agent doesn't manage credentials, doesn't manage uptime, doesn't manage security. Vinkius does.

— Architecture principle

Four Pillars of the Vinkius Runtime

01 — Security by design

Credentials stay encrypted at rest via AES-256. The AI agent never touches raw keys — they're injected into a sandboxed V8 isolate at runtime. Actions are logged, and connections have an emergency kill switch.

03 — Deterministic observability

Eight immutable metrics per endpoint: request volume, p95 latency, error rate, active connections, cost attribution. A live payload feed logs every tool call with mutation detection.

02 — Built on MCP Fusion

This MCP server was built with **MCP Fusion**, the open-source framework (Apache 2.0) that powers the entire Vinkius catalog. Schema-as-firewall strips undeclared fields, compiled PII redaction runs at zero overhead, and cryptographic lockfiles produce git-diffable audit trails.

04 — Autonomous operations

Servers are deployed, monitored, and patched autonomously. New capabilities and security patches ship weekly. Zero-downtime deployments ensure continuous availability across all managed MCP servers.

AES-256

Encryption at rest

Ed25519

PKI vault signatures

24h TTL

Ephemeral session keys

V8 Isolate

Sandboxed execution

One Token. Instant Access.

Every MCP server on Vinkius is accessed through a **Connection Token**. Tokens are generated in the cloud dashboard and produce a unique MCP endpoint URL. Paste this URL into any MCP-compatible client — no SDK required.

A single token can serve **multiple AI clients simultaneously**, or you can issue separate tokens per client for granular access control. Each token tracks its own request count, last activity timestamp, and can be individually enabled or revoked.

MCP ENDPOINT

`https://edge.vinkius.com/{token}/mcp`

Claude



Cursor



VS Code



Windsurf



Grok



Gemini

Security Is the Architecture

Security in Vinkius is not a feature — it's the foundation of the runtime. The gateway enforces multiple independent protection layers between AI agents and third-party APIs.

01 — Ed25519 PKI Vault

Every workspace has an Ed25519 Master Key. Session keys are generated ephemerally (24h TTL) and signed by the Master Key. Credentials never leave the vault boundary.

02 — V8 Isolate Sandboxing

Tool code runs inside isolated-vm V8 isolates with 64 MB memory caps and per-request timeouts. No filesystem access, no network access except through the SSRF-guarded fetch bridge.

03 — SSRF Guard

All outbound HTTP requests are DNS-resolved and validated before execution. Private IP ranges (10.x, 172.16-31.x, 192.168.x, AWS metadata 169.254.x) are blocked at the network layer.

05 — Cryptographic Audit Trail

Every request is signed into a SHA-256 hash chain with Ed25519 signatures. Events form a tamper-proof, SIEM-exportable forensic record.

04 — DLP & PII Redaction

A ResponseGuard pipeline intercepts every tool response. Configurable redaction patterns strip sensitive fields (emails, SSNs, card numbers) before data reaches the AI agent.

06 — Honeypot Trap System

Phantom credentials are injected into isolated environments. If a honeypot is used outside Vinkius infrastructure, the server is quarantined instantly.

Emergency Kill Switch

EU AI Act Art. 14(1)
Compliant

The kill switch is an **emergency halt** mechanism — not a simple toggle. When triggered, it executes three actions atomically:

01 — Server deactivated

The MCP server is immediately taken offline across the entire cluster.

02 — All tokens revoked

Every connection token is invalidated. Total lockout — reconnection blocked until new tokens are issued.

03 — WebSocket connections killed

Active connections terminated via Redis pubsub broadcast. Propagates to every runtime node in the cluster.

Full Visibility. Zero Guesswork.

The Vinkius cloud dashboard includes a full MCP Governance suite — real-time analytics and security controls for production AI operations.

Control Plane

KPI dashboard with request volume, latency, success rate, token consumption, and AI-generated operational briefings.

FinOps

Cost tracking per tool, payload compression savings, budget optimization signals, and consumption trends.

Firewall & DLP

PII redaction activity, sensitive data protection counters, and security event timeline.

Agent Activity

Which AI clients are connecting, how often, and what they're doing — real-time session tracking.

Tool Health

Slowest and most error-prone tools, with actionable root-cause insights and performance baselines.

Incident Log

Error trends, failure rates, status-code breakdowns, and forensic audit trail access.

Get started at cloud.vinkius.com — connect your AI agent in under 60 seconds.

Maxio (SaaS Billing & FinOps) MCP

10 tools available

Cloud-hosted on Vinkius

Managing enterprise revenue operations usually means jumping between five different dashboards just to calculate one metric. This MCP lets your AI client bypass the clicks entirely. It gives your agent full visibility into core SaaS financial processes, handling everything from contract lifecycle management to precise invoice creation.

You can ask your agent to audit every active subscription agreement or retrieve raw billing logs spanning years of payment history. Need to update a customer's metadata record? Done. Want to know the total ARR based on five specific contracts? The MCP handles the deep ledger math instantly. This level of financial control is what makes Vinkius such a powerful resource, letting you connect your favorite AI client—Claude, Cursor, or any compatible agent—to critical systems without ever having to export data into an unreliable spreadsheet.

Core Capabilities

01 — Audit and retrieve contract details

List all managed subscription contracts and pull structural rules like renewal dates, discounts, and term lengths.

03 — Update customer account data

Manage the billing directory by retrieving detailed account profiles or making real-time updates to company metadata.

05 — Monitor the subscription lifecycle

Review contract status from initial provisioning all the way through to churn, flagging high-risk accounts.

02 — Calculate recurring revenue metrics

Track Annual Recurring Revenue (ARR) and Monthly Recurring Revenue (MRR) by analyzing active contract ledgers.

04 — Process and create invoices

Generate new revenue events or list historical invoices against existing contracts for complex billing cycles.

One Click on Vinkius — From Prompt to Execution

Available at vinkius.com/mcp/maxio-saas-billing-finops — connect your AI agent in three steps.

- 01** Subscribe to this MCP and enter your Maxio (SaaSOptics) Domain and API Token.
- 02** Direct your AI agent (like Claude or Cursor) to use the connector for financial tasks.
- 03** Your agent interprets your natural language request and executes the necessary actions, providing immediate, structured data.

The bottom line is: you get instant access to complex billing logic without manual dashboard navigation.

Built For

Anyone whose job involves understanding where money comes from or going. This connector serves Finance Operations teams needing accurate revenue verification, SaaS Founders monitoring growth metrics, and Revenue Managers optimizing contract renewals.

Finance Analyst

Verifies complex revenue recognition schedules by asking the agent to audit specific contract ledgers instead of building manual pivot tables.

SaaS Founder

Gets rapid summaries of ARR growth and monitors recent customer invoicing activities directly from their workspace without logging into the billing portal.

Customer Success Manager (CSM)

Identifies contract renewal boundaries or high-value account risks by having the agent inspect deep metadata across all subscriptions.

What Changes When You Connect

- 01** You don't need to manually export contract ledgers into a spreadsheet. Use the agent to list all managed subscription contracts and get detailed structural rules instantly.

-
- 02 Calculating ARR or MRR used to require compiling data from multiple sources. Now, you can ask your agent to track Annual/Monthly Recurring Revenue by listing active contracts and validating the underlying math.

 - 03 Need to onboard a new client? Use `create_customer` first, then use `create_contract` to assign subscription terms and map out revenue immediately.

 - 04 Managing complex billing schedules is simpler. You can list historical invoices using `list_invoices` or create brand-new revenue events directly against active contracts.

 - 05 You'll get a complete view of the customer relationship, from initial setup to end-of-life. The agent helps monitor contract states and deep metadata for growth opportunities.
-

Real-World Applications

Quarterly Revenue Audit

A finance analyst needs to verify if the total ARR calculation is correct based on all current contracts. They ask their agent to list all managed subscription contracts and check the underlying ledger math, confirming immediate compliance.

Identifying At-Risk Accounts

A CSM reviews the platform for churn risks. They ask the agent to monitor contract states, allowing them to identify accounts whose renewal dates are approaching or who have unusual billing patterns.

New Customer Setup

The sales team just closed a big deal. Instead of filling out forms, they prompt the agent to use `create_customer` followed by `create_contract`, getting both the account and subscription terms mapped in minutes.

Troubleshooting Billing Discrepancy

The accounting team finds an invoice mismatch. Instead of digging through archives, they ask the agent to list historical invoices and retrieve raw chronological billing logs for immediate reconciliation.

Patterns to Avoid

Manually calculating MRR

X AVOID

Trying to calculate total Monthly Recurring Revenue (MRR) by pulling data from a spreadsheet of 50 different contracts and manually summing the values.

✓ INSTEAD

Ask your agent to list all managed subscription contracts. It aggregates the underlying ledger math, giving you the accurate MRR figure in one conversational step.

Updating customer details via UI

X AVOID

A user needs to change a company's billing address but has to navigate through three different forms and hit 'Save' multiple times.

✓ INSTEAD

Use the `update_customer` tool. Simply tell your agent which record needs updating, providing the new data points directly.

Forgetting contract history

X AVOID

A team member assumes a customer is on an old pricing tier because they can't find the original billing setup.

✓ INSTEAD

Use `get_contract` to pull the full, automated validation check for the specific account. This retrieves all associated historical agreements.

The Right Fit

Use this MCP if your core pain point involves understanding or manipulating structured financial data—specifically billing cycles, contract terms, and revenue recognition. You need to know *what* happened financially, not just that something happened. For instance, if you need to verify the difference between a signed contract agreement and the actual invoice generated, this is the right tool. If your goal is simply managing general CRM contacts or updating non-financial details (like a phone number), use a standard customer management platform. Don't confuse it with pure accounting software; this MCP specializes in the complex *billing* logic that sits between basic CRM and final GAAP reporting. Never rely on generic data pulls for revenue numbers; always verify them with `list_contracts` or `get_contract` first.

The headache of manual billing audits

Today, auditing a customer's full financial history is a nightmare. You open the contracts portal for term lengths, then switch to the invoicing system to find past payments, and finally jump into the ledger view just to verify the underlying math. It takes hours of clicking, cross-referencing dates, and copy-pasting numbers between tabs.

With this MCP, you talk to your agent. You ask it to audit a customer's entire contract history. The system handles all those switches and data pulls in real time, giving you the single source of truth without ever opening a dashboard.

Getting Contract Data with Maxio Billing MCP

You no longer have to manually find the right place to check status. You can ask your agent to list all managed subscription contracts, which retrieves every rule—discount, term length, and renewal date—in one go.

The difference is that you get direct, actionable data outputs from the system of record. It's not a report; it's immediate knowledge.

Maxio (SaaS Billing & FinOps) - 10 Tools

These tools let you programmatically handle complex financial operations like creating invoices, listing customers, or retrieving contract details using your AI agent.

#	TOOL	DESCRIPTION
01	<code>create_contract</code>	Creates a new subscription agreement record, identifying precise active arrays spanning native Gateway authentication rules.
02	<code>create_customer</code>	Provisions a new customer account by generating necessary JSON payloads and establishing hard bindings.
03	<code>create_invoice</code>	Generates an invoice, allowing inspection of deep internal arrays to apply specific plan math rules.
04	<code>delete_customer</code>	Permanently removes a customer record and extracts detailed churn flags for historical analysis.
05	<code>get_contract</code>	Runs an automated validation check to retrieve the full history of any specific contract.
06	<code>get_customer</code>	Performs a structural data pull on a customer account, retrieving properties that drive active account logic.
07	<code>list_contracts</code>	Generates an enumerated list of all managed contracts, exporting current billing rules and details.
08	<code>list_customers</code>	Provides a comprehensive list of bounded CRM records within the Maxio/SaaSOptics platform.
09	<code>list_invoices</code>	Retrieves an indexed list of historical invoices, checking for specific billing hold statuses.
10	<code>update_customer</code>	Modifies existing customer data by retrieving explicit cloud logging and tracing current vault limits.

See It in Action

Real prompts you can use once this MCP is connected to your AI agent through Vinkius Cloud.

U List all active contracts for customer 'Acme Corp' (ID: 12345)



I've identified 2 active contracts for Acme Corp: 1) 'Enterprise Platform' (ID: cont-987, ARR: \$50,000), and 2) 'Professional Services' (ID: cont-654, ARR: \$12,000). Both are in good standing with renewals set for 2027. Would you like to see the billing schedule for the enterprise platform?

U What was our total ARR for the last 5 contracts registered?



Retrieving recent contract ledgers... The last 5 contracts represent a combined total ARR of \$245,500. The largest single contract was 'Globex Global' at \$120,000 ARR. I can provide the individual breakdown for each contract if you'd like.

U Create a new customer record for 'Innovative SaaS' in Maxio



Customer 'Innovative SaaS' has been successfully created. The new Account ID is 'cust-13579'. You can now use the `create_contract` tool to assign subscription terms and revenue mappings to this account.

Frequently Asked Questions

01 How do I check if a customer has an active contract using Maxio Billing MCP?

You can use `list_contracts` to enumerate all attached structured rules. This gives you a quick, comprehensive view of every contract tied to the account.

02 Can I create invoices with Maxio Billing MCP?

Yes. You use the `create_invoice` tool to generate new revenue events. This allows you to apply specific plan math rules directly through your agent.

03 Is this for general accounting, or just billing? (Maxio Billing MCP)

This is focused specifically on B2B SaaS billing and contract lifecycle management. It handles the revenue recognition logic that sits between standard CRM and full GAAP accounting.

04 What if I need to change a customer's details? (Maxio Billing MCP)

Use `update_customer`. Your agent will handle retrieving explicit cloud logging data, ensuring the update is traceable and accurate across the system.

05 Does Maxio Billing MCP track MRR?







Yes. You can ask your agent to calculate recurring revenue metrics by listing active contracts and validating the underlying ledger math for real-time MRR tracking.

Go Live in 60 Seconds

Get your connection token from cloud.vinkius.com, then paste the endpoint URL into any MCP-compatible client.

YOUR MCP ENDPOINT

```
https://edge.vinkius.com/[TOKEN]/mcp
```

CLIENT	WHERE TO CONFIGURE
 Claude AI	Profile → Customize → Connectors → "+" → Add custom connector → Paste endpoint
 Cursor	Settings → Features → MCP Servers → "+ Add New MCP Server" → Type: SSE → Paste endpoint
 VS Code	Ctrl/Cmd+Shift+P → "MCP: Add Server" → add <code>"maxio-saas-billing-finops": { "url": "..." }</code>
 Windsurf	MCP Settings → <code>mcp_settings.json</code> → Add endpoint URL
 ChatGPT	Settings → Tools & plugins → Add MCP server → Paste endpoint
 Gemini	Extensions → Add MCP Server → Paste endpoint URL

ASK AN AI ABOUT THIS

Let your preferred AI explain this MCP server

-  **Ask ChatGPT** 
-  **Ask Claude** 
-  **Ask Perplexity** 
-  **Ask Gemini** 
-  **Ask Grok** 

READY TO CONNECT

Maxio (SaaS Billing & FinOps) is live on Vinkius Cloud.

Get your connection token, paste it into your AI agent, and
start building. No SDK. No deployment. Just results.

[Start at cloud.vinkius.com](https://cloud.vinkius.com) →

vinkius.com · support@vinkius.com

INDEPENDENT PLATFORM DISCLAIMER

Vinkius is an independent platform and is not affiliated with, endorsed by, sponsored by, verified by, or otherwise authorized by Maxio (SaaS Billing & FinOps). All third-party trademarks, logos, and brand names are the property of their respective owners. Their use in this document is strictly for informational purposes to identify service compatibility and interoperability.

DOCUMENT INFORMATION

Generated	June 2026
MCP Server	Maxio (SaaS Billing & FinOps) MCP
Server ID	019d75d0-c1fb-7013-adf2-afe4260b8718
Platform	Vinkius Cloud for AI Agents
Endpoint	https://edge.vinkius.com/{token}/mcp

LICENSE & USAGE

This document is generated automatically by the Vinkius PDF Engine. Content reflects the MCP server configuration at the time of generation and may change as updates are deployed. For the most current information, visit vinkius.com/mcp/maxio-saas-billing-finops.