

MCP SERVER

NO CODE

CLOUD HOSTED

Oboloo MCP

Master your entire procurement lifecycle instantly.

Oboloo connects your AI agent directly to your procurement data. It lets you manage supplier relationships by tracking contracts, running deep spend analyses, and monitoring compliance risks in one place.

A+ Quality Score 100/100

procurement

supplier-management

contract-tracking

spend-analysis

compliance-monitoring

cost-savings



The connectivity layer between AI and the world's software.



Vinkius sits between AI and every application. All communication passes through Vinkius Cloud via the Model Context Protocol (MCP) — with governance, observability, and security at every layer.

Your AI Connections Run Through Vinkius Cloud

The world's largest
managed MCP catalog

Vinkius is the connectivity layer where AI connects to the software your business already runs. We handle the hosting, the security, the credentials, the uptime — you get agents that actually do things.

We operate the world's largest managed MCP catalog. Major SaaS platforms, CRMs, databases, and cloud providers — running, monitored, production-ready. This MCP server is hosted and maintained by the Vinkius Cloud for AI Agents.

The agent doesn't manage credentials, doesn't manage uptime, doesn't manage security. Vinkius does.

— Architecture principle

Four Pillars of the Vinkius Runtime

01 — Security by design

Credentials stay encrypted at rest via AES-256. The AI agent never touches raw keys — they're injected into a sandboxed V8 isolate at runtime. Actions are logged, and connections have an emergency kill switch.

03 — Deterministic observability

Eight immutable metrics per endpoint: request volume, p95 latency, error rate, active connections, cost attribution. A live payload feed logs every tool call with mutation detection.

02 — Built on MCP Fusion

This MCP server was built with **MCP Fusion**, the open-source framework (Apache 2.0) that powers the entire Vinkius catalog. Schema-as-firewall strips undeclared fields, compiled PII redaction runs at zero overhead, and cryptographic lockfiles produce git-diffable audit trails.

04 — Autonomous operations

Servers are deployed, monitored, and patched autonomously. New capabilities and security patches ship weekly. Zero-downtime deployments ensure continuous availability across all managed MCP servers.

AES-256

Encryption at rest

Ed25519

PKI vault signatures

24h TTL

Ephemeral session keys

V8 Isolate

Sandboxed execution

One Token. Instant Access.

Every MCP server on Vinkius is accessed through a **Connection Token**. Tokens are generated in the cloud dashboard and produce a unique MCP endpoint URL. Paste this URL into any MCP-compatible client — no SDK required.

A single token can serve **multiple AI clients simultaneously**, or you can issue separate tokens per client for granular access control. Each token tracks its own request count, last activity timestamp, and can be individually enabled or revoked.

MCP ENDPOINT

`https://edge.vinkius.com/{token}/mcp`

Claude



Cursor



VS Code



Windsurf



Grok



Gemini

Security Is the Architecture

Security in Vinkius is not a feature — it's the foundation of the runtime. The gateway enforces multiple independent protection layers between AI agents and third-party APIs.

01 — Ed25519 PKI Vault

Every workspace has an Ed25519 Master Key. Session keys are generated ephemerally (24h TTL) and signed by the Master Key. Credentials never leave the vault boundary.

02 — V8 Isolate Sandboxing

Tool code runs inside isolated-vm V8 isolates with 64 MB memory caps and per-request timeouts. No filesystem access, no network access except through the SSRF-guarded fetch bridge.

03 — SSRF Guard

All outbound HTTP requests are DNS-resolved and validated before execution. Private IP ranges (10.x, 172.16-31.x, 192.168.x, AWS metadata 169.254.x) are blocked at the network layer.

05 — Cryptographic Audit Trail

Every request is signed into a SHA-256 hash chain with Ed25519 signatures. Events form a tamper-proof, SIEM-exportable forensic record.

04 — DLP & PII Redaction

A ResponseGuard pipeline intercepts every tool response. Configurable redaction patterns strip sensitive fields (emails, SSNs, card numbers) before data reaches the AI agent.

06 — Honeypot Trap System

Phantom credentials are injected into isolated environments. If a honeypot is used outside Vinkius infrastructure, the server is quarantined instantly.

Emergency Kill Switch

EU AI Act Art. 14(1)
Compliant

The kill switch is an **emergency halt** mechanism — not a simple toggle. When triggered, it executes three actions atomically:

01 — Server deactivated

The MCP server is immediately taken offline across the entire cluster.

02 — All tokens revoked

Every connection token is invalidated. Total lockout — reconnection blocked until new tokens are issued.

03 — WebSocket connections killed

Active connections terminated via Redis pubsub broadcast. Propagates to every runtime node in the cluster.

Full Visibility. Zero Guesswork.

The Vinkius cloud dashboard includes a full MCP Governance suite — real-time analytics and security controls for production AI operations.

Control Plane

KPI dashboard with request volume, latency, success rate, token consumption, and AI-generated operational briefings.

FinOps

Cost tracking per tool, payload compression savings, budget optimization signals, and consumption trends.

Firewall & DLP

PII redaction activity, sensitive data protection counters, and security event timeline.

Agent Activity

Which AI clients are connecting, how often, and what they're doing — real-time session tracking.

Tool Health

Slowest and most error-prone tools, with actionable root-cause insights and performance baselines.

Incident Log

Error trends, failure rates, status-code breakdowns, and forensic audit trail access.

Get started at cloud.vinkius.com — connect your AI agent in under 60 seconds.

oboloo MCP

12 tools available

Cloud-hosted on Vinkius

You can connect your AI agent to Oboloo to handle everything from initial supplier vetting to final contract closure. Need to know if a vendor is high risk? Your agent pulls the latest data and gives you a profile review. Curious about spending? It runs detailed spend analyses, breaking down costs by category and supplier so you see exactly where every dollar went. The system also tracks all active contracts, allowing you to inspect terms or find out which approvals are currently pending. When your AI client connects via Vinkius, it doesn't just read documents; it acts on them. You can use the MCP to list projects, track timelines, and even pull records of cost savings achieved across departments. It moves procurement from a manual process of spreadsheets and emails into an actionable conversation with your agent.

Core Capabilities

01 — Assess Supplier Risk

The system retrieves detailed profiles on vendors and lists known risks associated with both the supplier and their contracts.

03 — Review Contract Details

You can browse and pull specific details from existing procurement contracts.

02 — Analyze Spending Patterns

It generates comprehensive spend breakdowns, detailing total costs by product category or specific vendor.

04 — Track Approvals and Projects

The MCP lists all pending approvals needed for purchasing, or gives you status updates on ongoing procurement projects.

One Click on Vinkius — From Prompt to Execution

Available at vinkius.com/mcp/oboloo — connect your AI agent in three steps.

- 01 You tell your AI agent to check a specific vendor's profile and analyze their contract terms.
- 02 The MCP executes the necessary calls, gathering supplier data, fetching associated contracts, and checking current spending records.
- 03 Your agent returns a compiled report, giving you risk scores, cost breakdowns, or status updates without needing to open multiple dashboards.

The bottom line is that your AI client reads all the complex, siloed procurement data and presents it in one coherent narrative for immediate decision-making.

Built For

Procurement Managers and Buyers who are tired of juggling multiple ERP dashboards. If you spend more time aggregating reports than making strategic decisions, this MCP is for you.

Procurement Manager

Using the MCP to run comprehensive risk assessments across all suppliers and contracts before negotiating new agreements.

Buyer/Sourcing Specialist

Asking the agent to list all active projects or pull a detailed spend analysis for a specific product category on demand.

Finance Analyst

Verifying cost savings by cross-referencing project data with recorded spending breakdowns and checking contract compliance.

What Changes When You Connect

- 01 Stop guessing about vendor reliability. Use the `get_supplier` tool to pull detailed profiles and risk scores, immediately identifying potential compliance gaps before signing a contract.

-
- 02 Never lose track of money again. Run `get_spend_analysis` to break down total spending by category or supplier, ensuring every cost is accounted for and optimized.

 - 03 Keep your team moving fast with the MCP's ability to list pending approvals (`list_approvals`). Your agent tells you exactly which signature is needed and who needs to sign it next.

 - 04 Instantly audit contract compliance. Instead of searching through PDFs, use `get_contract` or `list_contracts` to verify specific terms or check expiration dates across your entire portfolio.

 - 05 Quantify success immediately. Running the `list_savings` tool provides concrete data on cost reductions, letting you prove ROI for every major sourcing decision.
-

Real-World Applications

Vetting a new vendor

A procurement specialist needs to onboard a risky supplier. They ask their agent: 'Check Vendor X.' The agent uses `get_supplier` and `list_risks` simultaneously, returning a combined report that flags the vendor's high risk score alongside three specific contract compliance issues.

Contract renewal panic

A buyer needs to know which contracts are up for renewal next month. They prompt their agent: 'Show me all expiring agreements.' The agent runs `list_contracts` and filters by date, giving the buyer a clear list of titles and due dates.

Quarterly budget review

The finance team needs to justify spending on 'Cloud Services.' They ask their agent to show the spend breakdown. The agent runs `get_spend_analysis` and cross-references it with `list_categories`, proving that 42% of costs fall into Technology, validating the budget request.

Audit preparation

An auditor needs to verify cost savings from the last fiscal year. They ask their agent to compile all recorded savings. The agent uses `list_savings` and `get_project`, compiling a clear, auditable report showing the project name and dollar amount saved.

Patterns to Avoid

Using spreadsheets for everything

X AVOID

Manually downloading 15 different vendor reports, copying data into Google Sheets, and spending hours trying to normalize dates and cost centers.

✓ INSTEAD

Instead, ask your agent to run `list_suppliers` followed by targeted calls like `get_supplier`. The MCP organizes the raw data for you, eliminating manual copy-pasting.

Ignoring contract details

X AVOID

Assuming that because a vendor was approved last year, their pricing or terms haven't changed. Missing key clauses in renewal negotiations.

✓ INSTEAD

Always use `get_contract` when renewing. It pulls the specific, current legal text, ensuring you compare apples to apples and don't overlook critical terms.

Data Silos

X AVOID

Having one team manage payments (Finance) and another managing contracts (Legal), forcing two separate manual processes that inevitably fall out of sync.

✓ INSTEAD

This MCP connects both sides. You can use `list_approvals` to see which contract needs payment approval, keeping the entire process visible in one place.

The Right Fit

Use this MCP if your core problem is transactional: you need specific data points (like a risk score, an expiration date, or a spend total) pulled from structured records. It's best for answering 'What is the status of X?' or 'How much did we spend on Y?'. Don't use it if you are asking general knowledge questions like 'What are global trends in sustainable sourcing?' For that, you need a general search tool. If you are trying to build complex workflows involving multiple external systems (like triggering an action *outside* of procurement), consider an automation platform instead—this MCP is purely for data retrieval and analysis.

The headache of juggling vendor documents and spending reports.

Today, if you need to know the status of a key supplier's contract, you open the main ERP dashboard. Then, you download the related procurement project report into Excel because the dashboard doesn't show risk scores. Next, you open a separate 'Approvals' tab just to see who hasn't signed off yet. You spend an hour clicking between 4 different screens and copying data back and forth.

With this MCP, all that information is available through conversation. Your agent combines the outputs of `list_suppliers`, `get_project`, and `list_approvals` into a single, cohesive report. You don't click; you just ask.

Oboloo MCP gives you real-time oversight over your spending.

Previously, getting an accurate view of total spend meant waiting for the finance team to run a manual report and send it via email. You might get partial data, forcing you to guess at remaining costs or category breakdowns.

Now, you can request a full spending analysis using `get_spend_analysis`. The MCP delivers immediate, structured insight into every cost center and supplier relationship without waiting for anyone.

oboloo: 12 Tools for Procurement Management

These twelve tools let your AI client access everything from vendor profiles to detailed spend analyses, managing the entire procurement lifecycle.

#	TOOL	DESCRIPTION
01	<code>check_oboloo_status</code>	Confirms that the connection to the Oboloo system is working correctly via API verification.
02	<code>get_contract</code>	Retrieves all specific details for a given procurement contract.
03	<code>get_project</code>	Gets the full status and scope of an individual procurement project.
04	<code>get_spend_analysis</code>	Provides a deep breakdown showing where money was spent across various categories and suppliers.
05	<code>get_supplier</code>	Fetches detailed information, including risk scores, for a specific vendor.
06	<code>list_approvals</code>	Lists all outstanding procurement approvals that require immediate action.
07	<code>list_categories</code>	Returns an updated list of spending categories used within the system.
08	<code>list_contracts</code>	Lists every procurement contract currently stored in the system.
09	<code>list_projects</code>	Provides a list of all active and past procurement projects.
10	<code>list_risks</code>	Generates a prioritized list detailing specific risks found in both suppliers and contracts.
11	<code>list_savings</code>	Retrieves records showing the quantifiable cost savings achieved through procurement efforts.
12	<code>list_suppliers</code>	Provides a full list of every vendor or supplier managed in Oboloo.

See It in Action

Real prompts you can use once this MCP is connected to your AI agent through Vinkius Cloud.

List all my suppliers.



You have 89 suppliers. Top by spend: 'TechParts Inc.' (.2M), 'Office Supply Co.' (), 'Cloud Services Ltd.' ().

Show procurement spend analysis.



Total spend: .8M. Technology 42% (.0M), Facilities 23% (.1M), Services 18% (), Materials 17% (). Savings identified: .

Show all pending approvals.



7 pending approvals: 'Server Upgrade' (, due tomorrow), 'Office Lease Renewal' (, due Friday), 'SaaS License' (, due next week).

Frequently Asked Questions

01 How do I check the risk score of a vendor with oboloo?

You use the `get_supplier` tool. This function retrieves detailed vendor information, including a dedicated risk assessment score and related compliance notes.

02 Can I find out what contracts are expiring using oboloo MCP?

Yes, you can run `list_contracts`. The output lists all current agreements, allowing you to filter or sort by expiration date to spot upcoming renewals.

03 Does oboloo provide cost savings tracking?

It does. Use the `list_savings` tool to pull records of quantified cost reductions. This helps prove the ROI of your sourcing initiatives.

04 What if I need a report on all my active projects?

Run the `list_projects` tool. It gathers details on every procurement project, giving you an overview of status and timelines across departments.

05 How do I view pending approvals in oboloo?







You simply call the `list_approvals` tool. This instantly shows all necessary purchases or contract changes awaiting sign-off, preventing delays.

Go Live in 60 Seconds

Get your connection token from cloud.vinkius.com, then paste the endpoint URL into any MCP-compatible client.











YOUR MCP ENDPOINT

```
https://edge.vinkius.com/[TOKEN]/mcp
```

CLIENT	WHERE TO CONFIGURE
 Claude AI	Profile → Customize → Connectors → "+" → Add custom connector → Paste endpoint
 Cursor	Settings → Features → MCP Servers → "+ Add New MCP Server" → Type: SSE → Paste endpoint
 VS Code	Ctrl/Cmd+Shift+P → "MCP: Add Server" → add <code>"oboloo": { "url": "..." }</code>
 Windsurf	MCP Settings → <code>mcp_settings.json</code> → Add endpoint URL
 ChatGPT	Settings → Tools & plugins → Add MCP server → Paste endpoint
 Gemini	Extensions → Add MCP Server → Paste endpoint URL

ASK AN AI ABOUT THIS

Let your preferred AI explain this MCP server

-  **Ask ChatGPT** 
-  **Ask Claude** 
-  **Ask Perplexity** 
-  **Ask Gemini** 
-  **Ask Grok** 

READY TO CONNECT

oboloo is live on Vinkius Cloud.

Get your connection token, paste it into your AI agent, and start building. No SDK. No deployment. Just results.

[Start at cloud.vinkius.com](https://cloud.vinkius.com) →

vinkius.com · support@vinkius.com

INDEPENDENT PLATFORM DISCLAIMER

Vinkius is an independent platform and is not affiliated with, endorsed by, sponsored by, verified by, or otherwise authorized by oboloo. All third-party trademarks, logos, and brand names are the property of their respective owners. Their use in this document is strictly for informational purposes to identify service compatibility and interoperability.

DOCUMENT INFORMATION

Generated	June 2026
MCP Server	oboloo MCP
Server ID	019dd12f-3a1e-718a-91c5-24bfd1e4527a
Platform	Vinkius Cloud for AI Agents
Endpoint	https://edge.vinkius.com/{token}/mcp

LICENSE & USAGE

This document is generated automatically by the Vinkius PDF Engine. Content reflects the MCP server configuration at the time of generation and may change as updates are deployed. For the most current information, visit vinkius.com/mcp/oboloo.