

MCP SERVER

NO CODE

CLOUD HOSTED

Pro-Labore Tax Calculator MCP

Figure out the best way to pay partners while staying legal.

Pro-Labore Tax Calculator determines mandatory payroll deductions like INSS and IRRF, giving business partners a clear view of their tax burden. It lets you compare complex compensation models—like full pro-labore versus hybrid profit distribution—to ensure the most efficient payment structure while staying compliant with current regulations.

A+ Quality Score 100/100

tax-calculator

pro-labore

inss

irrf

compensation-strategy

business-finance



The connectivity layer between AI and the world's software.



Vinkius sits between AI and every application. All communication passes through Vinkius Cloud via the Model Context Protocol (MCP) — with governance, observability, and security at every layer.

Your AI Connections Run Through Vinkius Cloud

The world's largest
managed MCP catalog

Vinkius is the connectivity layer where AI connects to the software your business already runs. We handle the hosting, the security, the credentials, the uptime — you get agents that actually do things.

We operate the world's largest managed MCP catalog. Major SaaS platforms, CRMs, databases, and cloud providers — running, monitored, production-ready. This MCP server is hosted and maintained by the Vinkius Cloud for AI Agents.

The agent doesn't manage credentials, doesn't manage uptime, doesn't manage security. Vinkius does.

— Architecture principle

Four Pillars of the Vinkius Runtime

01 — Security by design

Credentials stay encrypted at rest via AES-256. The AI agent never touches raw keys — they're injected into a sandboxed V8 isolate at runtime. Actions are logged, and connections have an emergency kill switch.

03 — Deterministic observability

Eight immutable metrics per endpoint: request volume, p95 latency, error rate, active connections, cost attribution. A live payload feed logs every tool call with mutation detection.

02 — Built on MCP Fusion

This MCP server was built with **MCP Fusion**, the open-source framework (Apache 2.0) that powers the entire Vinkius catalog. Schema-as-firewall strips undeclared fields, compiled PII redaction runs at zero overhead, and cryptographic lockfiles produce git-diffable audit trails.

04 — Autonomous operations

Servers are deployed, monitored, and patched autonomously. New capabilities and security patches ship weekly. Zero-downtime deployments ensure continuous availability across all managed MCP servers.

AES-256

Encryption at rest

Ed25519

PKI vault signatures

24h TTL

Ephemeral session keys

V8 Isolate

Sandboxed execution

One Token. Instant Access.

Every MCP server on Vinkius is accessed through a **Connection Token**. Tokens are generated in the cloud dashboard and produce a unique MCP endpoint URL. Paste this URL into any MCP-compatible client — no SDK required.

A single token can serve **multiple AI clients simultaneously**, or you can issue separate tokens per client for granular access control. Each token tracks its own request count, last activity timestamp, and can be individually enabled or revoked.

MCP ENDPOINT

`https://edge.vinkius.com/{token}/mcp`

Claude



Cursor



VS Code



Windsurf



Grok



Gemini

Security Is the Architecture

Security in Vinkius is not a feature — it's the foundation of the runtime. The gateway enforces multiple independent protection layers between AI agents and third-party APIs.

01 — Ed25519 PKI Vault

Every workspace has an Ed25519 Master Key. Session keys are generated ephemerally (24h TTL) and signed by the Master Key. Credentials never leave the vault boundary.

02 — V8 Isolate Sandboxing

Tool code runs inside isolated-vm V8 isolates with 64 MB memory caps and per-request timeouts. No filesystem access, no network access except through the SSRF-guarded fetch bridge.

03 — SSRF Guard

All outbound HTTP requests are DNS-resolved and validated before execution. Private IP ranges (10.x, 172.16-31.x, 192.168.x, AWS metadata 169.254.x) are blocked at the network layer.

05 — Cryptographic Audit Trail

Every request is signed into a SHA-256 hash chain with Ed25519 signatures. Events form a tamper-proof, SIEM-exportable forensic record.

04 — DLP & PII Redaction

A ResponseGuard pipeline intercepts every tool response. Configurable redaction patterns strip sensitive fields (emails, SSNs, card numbers) before data reaches the AI agent.

06 — Honeypot Trap System

Phantom credentials are injected into isolated environments. If a honeypot is used outside Vinkius infrastructure, the server is quarantined instantly.

Emergency Kill Switch

EU AI Act Art. 14(1)
Compliant

The kill switch is an **emergency halt** mechanism — not a simple toggle. When triggered, it executes three actions atomically:

01 — Server deactivated

The MCP server is immediately taken offline across the entire cluster.

02 — All tokens revoked

Every connection token is invalidated. Total lockout — reconnection blocked until new tokens are issued.

03 — WebSocket connections killed

Active connections terminated via Redis pubsub broadcast. Propagates to every runtime node in the cluster.

Full Visibility. Zero Guesswork.

The Vinkius cloud dashboard includes a full MCP Governance suite — real-time analytics and security controls for production AI operations.

Control Plane

KPI dashboard with request volume, latency, success rate, token consumption, and AI-generated operational briefings.

FinOps

Cost tracking per tool, payload compression savings, budget optimization signals, and consumption trends.

Firewall & DLP

PII redaction activity, sensitive data protection counters, and security event timeline.

Agent Activity

Which AI clients are connecting, how often, and what they're doing — real-time session tracking.

Tool Health

Slowest and most error-prone tools, with actionable root-cause insights and performance baselines.

Incident Log

Error trends, failure rates, status-code breakdowns, and forensic audit trail access.

Get started at cloud.vinkius.com — connect your AI agent in under 60 seconds.

Pro-Labore Tax Calculator MCP

3 tools available

Cloud-hosted on Vinkius

When running a business with multiple owners, figuring out how to pay everyone correctly is brutal. You can't just eyeball it; mandatory deductions like INSS and progressive income tax (IRRF) change based on your compensation strategy. This MCP handles that complexity. It lets you calculate the precise net amount remaining after all required taxes are taken from a gross pro-labore salary. But more importantly, it helps you compare two different ways of paying out a target income—say, comparing if full payroll is better than using some tax-exempt profit distribution. Your agent can run these models for you and even check the inputs against current regulatory ceilings, so you never accidentally pay too much or too little. You connect this through Vinkius to your preferred AI client, and it runs the math instantly.

Core Capabilities

01 — Calculate Tax Deductions

It computes all mandatory tax deductions (INSS, IRRF) and spits out the final take-home pay for a given gross salary amount.

02 — Check Regulatory Limits

The tool validates if any dollar amount you input is currently within acceptable operational or legal bounds.

03 — Model Compensation Options

It compares two specific methods of paying out funds to reach a set target net income, showing the tax difference between them.

One Click on Vinkius — From Prompt to Execution

Available at vinkius.com/mcp/pro-labore-tax-calculator — connect your AI agent in three steps.

- 01** Input your variables: You provide the gross pro-labore amounts and any regulatory parameters you need checked.
- 02** The MCP runs the financial model: It calculates deductions, verifies bounds, and then models the tax implications of comparing different payment structures.
- 03** You get back a clear report showing mandatory taxes deducted, the net amount for each scenario, and potential savings.

The bottom line is you stop guessing about payroll structure and start making decisions based on solid, calculated data.

Built For

This MCP is essential for founders, corporate accountants, or fractional CFOs who manage partner compensation. If your firm's tax strategy depends on the difference between payroll models and profit distributions, you need this to stop manual spreadsheet headaches.

Bookkeeper

Uses it to calculate the mandatory INSS and IRRF deductions for partners, ensuring every payment is accurate before submitting payroll.

CFO / Financial Controller

Runs comparisons between full pro-labore versus hybrid compensation models to advise founders on minimizing tax liability while hitting a net income target.

What Changes When You Connect

- 01 Know your actual cost: Instead of just seeing a gross number, you get precise breakdowns of mandatory deductions using `calculate_tax_breakdown`, so you know exactly what gets taken for INSS and IRRF.
- 02 Optimize payouts without risk: You can use `compare_compensation_strategies` to test if paying out full pro-labore or mixing in profit distribution saves the company money. The comparison results are immediate.
- 03 Stay compliant with ceilings: Never worry about overpaying taxes again. Use `validate_tax_parameters` to instantly confirm any amount hits or stays below current legal contribution limits.
- 04 Save time on tax planning: You eliminate hours of manual spreadsheet work that involves cross-referencing complex payroll laws and multiple partner accounts.
- 05 Model for the future: Test out various compensation structures before they happen, giving founders a data-driven strategy rather than just an educated guess.

Real-World Applications

Recalibrating Partner Pay after a Funding Round

A founder needs to pay partners \$10,000 net each month. They aren't sure if keeping it 100% salary or mixing in profit is better. Using `compare_compensation_strategies`, their agent models both options and shows that the hybrid model saves them thousands in total tax liability.

Starting Payroll for a New Partner

A bookkeeper needs to set up payroll for a new partner with an initial \$5,000 gross salary. They run `calculate_tax_breakdown` immediately to get the exact INSS and IRRF figures, avoiding manual tax research.

Verifying Compliance on Large Payments

A financial controller is setting up a large payout of \$8,000. Before finalizing it, they run ``validate_tax_parameters`` to confirm that the amount hasn't unexpectedly crossed a current legal contribution ceiling.

Structuring an Exit Payment

The executive team wants to model various retirement payout options for departing partners. They use ``compare_compensation_strategies`` to compare payroll deductions versus profit distributions across several years, selecting the most tax-efficient path.

Patterns to Avoid

Only calculating one scenario

✗ AVOID

A user only runs a simple calculation for full pro-labore pay, assuming it's optimal. They miss out on potential tax savings.

✓ INSTEAD

Instead of just running ``calculate_tax_breakdown``, always run ``compare_compensation_strategies`` to model at least two scenarios (e.g., full payroll vs. hybrid) for true strategic planning.

Ignoring regulatory limits

✗ AVOID

A bookkeeper inputs a high gross salary, but the tax calculation uses outdated or incorrect INSS contribution ceilings.

✓ INSTEAD

Always run ``validate_tax_parameters`` first. This confirms the input amounts are within current legal operating bounds before running any major calculations.

Using general payroll tools

✗ AVOID

A standard accounting software calculates deductions but doesn't account for complex profit-based compensation rules specific to business partners.

✓ INSTEAD

You need a specialized tool. Use ``compare_compensation_strategies`` because it is built specifically to model the intersection of tax law and multi-partner payout structures.

The Right Fit

Use this MCP if your compensation planning involves complex comparisons between payroll salary models (pro-labore) and non-salary profit distributions. Specifically, you need to know if mixing revenue streams changes your final taxable amount. Don't use it if you are just running a simple paycheck calculation for an employee

who is paid 100% salary; standard HR software handles that fine. You only need this power when the structure of *how* money moves from the company to the partner matters more than the total dollar amount.

However, don't assume it solves all tax problems. This MCP calculates deductions based on given parameters, but you must confirm those parameters (like current year contribution ceilings) are correct by using `validate_tax_parameters`. If your need is simply to list all available tools across many services, then Vinkius itself is the catalog you want, not this specific calculator.

The headache of running partner payroll shouldn't require a tax lawyer.

Today, figuring out how to pay partners correctly means juggling multiple spreadsheets. You calculate INSS on one tab, IRRF on another, and then you have to manually check if the total amount falls within current contribution ceilings using an external resource. If your company has two types of payout—salary versus profit distribution—you end up running separate models just to compare them, wasting hours on copy-pasting numbers.

With this MCP, all that manual cross-referencing disappears. You give the agent the variables, and it handles the complex math: calculating tax deductions, validating compliance, and modeling multiple payout strategies in one shot. You get a single, clear comparison showing exactly where your money goes.

Get Tax Strategy Insights with Pro-Labore Tax Calculator

The manual steps you eliminate include cross-referencing multiple tax laws (INSS vs. IRRF), running separate models for different payout types, and constantly checking if your numbers are compliant with current contribution ceilings.

Now, you run `compare_compensation_strategies` . You see the financial impact of a change—the total tax saved or lost—instantly. It's not just calculation; it's strategic insight.

Pro-Labore Tax Calculator with 3 Tools

These tools allow you to calculate mandatory deductions, verify financial parameters, and model multiple compensation strategies for business partners.

#	TOOL	DESCRIPTION
01	<code>calculate_tax_breakdown</code>	Calculates all mandatory deductions and the final take-home amount from any given gross pro-labore value.
02	<code>validate_tax_parameters</code>	Checks if a specific dollar amount falls within current legal or operational tax boundaries.
03	<code>compare_compensation_strategies</code>	Compares two distinct methods of paying out funds to achieve a specified target net monthly income.

See It in Action

Real prompts you can use once this MCP is connected to your AI agent through Vinkius Cloud.

U Calculate the tax breakdown for a gross pro-labore of \$5,000.



For a gross amount of \$5,000.00:

- INSS Deduction: \$550.00
- IRRF Deduction: \$425.30
- Net Amount: \$4,024.70

U Compare strategies for a target net income of \$10,000 with a \$2,000 pro-labore component.



Comparison Results:

- Strategy A (Full Pro-labore) Total Tax: \$2,450.00
- Strategy B (Hybrid Model) Total Tax: \$185.00
- Potential Tax Savings: \$2,265.00

U Is an amount of \$8,000 subject to the INSS ceiling?



Yes, an amount of \$8,000.00 has reached or exceeded the current INSS contribution ceiling.

Frequently Asked Questions

01 How does Pro-Labore Tax Calculator compare different pay structures?

It uses the `compare_compensation_strategies` tool to test two methods of payment, like full salary versus hybrid profit. It shows which method results in lower total taxes for your target net income.

02 Can I use Pro-Labore Tax Calculator to check tax ceilings?

Yes. You can run `validate_tax_parameters` anytime you need confirmation that a given dollar amount is within the current legal operational bounds for deductions.

03 What does calculate_tax_breakdown do?

The `calculate_tax_breakdown` tool takes one gross pro-labore number and breaks it down into mandatory tax deductions, giving you the final net pay after INSS and IRRF.

04 Is this for employees or business partners?

This MCP is built specifically to handle the complexities of *business partner* compensation, where payout methods are varied (salary, profit distribution) and tax rules apply differently than standard employee payroll.

05 Does Pro-Labore Tax Calculator account for state taxes?







The tool focuses on federal mandatory deductions like INSS and IRRF. While it handles the primary required components, always verify local or state tax requirements separately.

Go Live in 60 Seconds

Get your connection token from cloud.vinkius.com, then paste the endpoint URL into any MCP-compatible client.

YOUR MCP ENDPOINT

```
https://edge.vinkius.com/[TOKEN]/mcp
```

CLIENT	WHERE TO CONFIGURE
 Claude AI	Profile → Customize → Connectors → "+" → Add custom connector → Paste endpoint
 Cursor	Settings → Features → MCP Servers → "+ Add New MCP Server" → Type: SSE → Paste endpoint
 VS Code	Ctrl/Cmd+Shift+P → "MCP: Add Server" → add <code>"pro-labore-tax-calculator": { "url": "..." }</code>
 Windsurf	MCP Settings → <code>mcp_settings.json</code> → Add endpoint URL
 ChatGPT	Settings → Tools & plugins → Add MCP server → Paste endpoint
 Gemini	Extensions → Add MCP Server → Paste endpoint URL

ASK AN AI ABOUT THIS

Let your preferred AI explain this MCP server

-  **Ask ChatGPT** 
-  **Ask Claude** 
-  **Ask Perplexity** 
-  **Ask Gemini** 
-  **Ask Grok** 

READY TO CONNECT

Pro-Labore Tax Calculator is live on Vinkius Cloud.

Get your connection token, paste it into your AI agent, and
start building. No SDK. No deployment. Just results.

[Start at cloud.vinkius.com](https://cloud.vinkius.com) →

vinkius.com · support@vinkius.com

INDEPENDENT PLATFORM DISCLAIMER

Vinkius is an independent platform and is not affiliated with, endorsed by, sponsored by, verified by, or otherwise authorized by Pro-Labore Tax Calculator. All third-party trademarks, logos, and brand names are the property of their respective owners. Their use in this document is strictly for informational purposes to identify service compatibility and interoperability.

DOCUMENT INFORMATION

Generated	June 2026
MCP Server	Pro-Labore Tax Calculator MCP
Server ID	019ef1bf-dab9-7118-9187-fbabc542192d
Platform	Vinkius Cloud for AI Agents
Endpoint	https://edge.vinkius.com/{token}/mcp

LICENSE & USAGE

This document is generated automatically by the Vinkius PDF Engine. Content reflects the MCP server configuration at the time of generation and may change as updates are deployed. For the most current information, visit vinkius.com/mcp/pro-labore-tax-calculator.