

MCP SERVER

NO CODE

CLOUD HOSTED

# Shopify Discount Creator MCP

Instantly generate codes to close sales in chat.

Shopify Discount Creator is an MCP that generates unique percentage discount codes for your Shopify store instantly. It lets your AI agent act as a real-time sales closer, automatically creating and delivering custom discounts when a customer hesitates during chat. This tool is designed purely for secure, push-only code generation, eliminating cart abandonment friction without ever accessing sensitive customer data or inventory.

**A+** Quality Score 100/100

discount-codes

cart-abandonment

sales-conversion

promotions

retail



# The connectivity layer between AI and the world's software.



Vinkius sits between AI and every application. All communication passes through Vinkius Cloud via the Model Context Protocol (MCP) — with governance, observability, and security at every layer.

# Your AI Connections Run Through Vinkius Cloud

The world's largest  
managed MCP catalog

Vinkius is the connectivity layer where AI connects to the software your business already runs. We handle the hosting, the security, the credentials, the uptime — you get agents that actually do things.

We operate the world's largest managed MCP catalog. Major SaaS platforms, CRMs, databases, and cloud providers — running, monitored, production-ready. This MCP server is hosted and maintained by the Vinkius Cloud for AI Agents.

*The agent doesn't manage credentials, doesn't manage uptime, doesn't manage security. Vinkius does.*

— Architecture principle

---

## Four Pillars of the Vinkius Runtime

### 01 — Security by design

Credentials stay encrypted at rest via AES-256. The AI agent never touches raw keys — they're injected into a sandboxed V8 isolate at runtime. Actions are logged, and connections have an emergency kill switch.

### 03 — Deterministic observability

Eight immutable metrics per endpoint: request volume, p95 latency, error rate, active connections, cost attribution. A live payload feed logs every tool call with mutation detection.

### 02 — Built on MCP Fusion

This MCP server was built with **MCP Fusion**, the open-source framework (Apache 2.0) that powers the entire Vinkius catalog. Schema-as-firewall strips undeclared fields, compiled PII redaction runs at zero overhead, and cryptographic lockfiles produce git-diffable audit trails.

### 04 — Autonomous operations

Servers are deployed, monitored, and patched autonomously. New capabilities and security patches ship weekly. Zero-downtime deployments ensure continuous availability across all managed MCP servers.

**AES-256**

Encryption at rest

**Ed25519**

PKI vault signatures

**24h TTL**

Ephemeral session keys

**V8 Isolate**

Sandboxed execution

---

## One Token. Instant Access.

Every MCP server on Vinkius is accessed through a **Connection Token**. Tokens are generated in the cloud dashboard and produce a unique MCP endpoint URL. Paste this URL into any MCP-compatible client — no SDK required.

A single token can serve **multiple AI clients simultaneously**, or you can issue separate tokens per client for granular access control. Each token tracks its own request count, last activity timestamp, and can be individually enabled or revoked.

MCP ENDPOINT

`https://edge.vinkius.com/{token}/mcp`

Claude



Cursor



VS Code



Windsurf



Grok



Gemini

---

## Security Is the Architecture

Security in Vinkius is not a feature — it's the foundation of the runtime. The gateway enforces multiple independent protection layers between AI agents and third-party APIs.

### 01 — Ed25519 PKI Vault

Every workspace has an Ed25519 Master Key. Session keys are generated ephemerally (24h TTL) and signed by the Master Key. Credentials never leave the vault boundary.

### 02 — V8 Isolate Sandboxing

Tool code runs inside isolated-vm V8 isolates with 64 MB memory caps and per-request timeouts. No filesystem access, no network access except through the SSRF-guarded fetch bridge.

**03 — SSRF Guard**

All outbound HTTP requests are DNS-resolved and validated before execution. Private IP ranges (10.x, 172.16-31.x, 192.168.x, AWS metadata 169.254.x) are blocked at the network layer.

**05 — Cryptographic Audit Trail**

Every request is signed into a SHA-256 hash chain with Ed25519 signatures. Events form a tamper-proof, SIEM-exportable forensic record.

**04 — DLP & PII Redaction**

A ResponseGuard pipeline intercepts every tool response. Configurable redaction patterns strip sensitive fields (emails, SSNs, card numbers) before data reaches the AI agent.

**06 — Honeypot Trap System**

Phantom credentials are injected into isolated environments. If a honeypot is used outside Vinkius infrastructure, the server is quarantined instantly.

## Emergency Kill Switch

EU AI Act Art. 14(1)  
Compliant

The kill switch is an **emergency halt** mechanism — not a simple toggle. When triggered, it executes three actions atomically:

**01 — Server deactivated**

The MCP server is immediately taken offline across the entire cluster.

**02 — All tokens revoked**

Every connection token is invalidated. Total lockout — reconnection blocked until new tokens are issued.

**03 — WebSocket connections killed**

Active connections terminated via Redis pubsub broadcast. Propagates to every runtime node in the cluster.

## Full Visibility. Zero Guesswork.

The Vinkius cloud dashboard includes a full MCP Governance suite — real-time analytics and security controls for production AI operations.

**Control Plane**

KPI dashboard with request volume, latency, success rate, token consumption, and AI-generated operational briefings.

**FinOps**

Cost tracking per tool, payload compression savings, budget optimization signals, and consumption trends.

**Firewall & DLP**

PII redaction activity, sensitive data protection counters, and security event timeline.

**Agent Activity**

Which AI clients are connecting, how often, and what they're doing — real-time session tracking.

**Tool Health**

Slowest and most error-prone tools, with actionable root-cause insights and performance baselines.

**Incident Log**

Error trends, failure rates, status-code breakdowns, and forensic audit trail access.

Get started at [cloud.vinkius.com](https://cloud.vinkius.com) — connect your AI agent in under 60 seconds.

# Shopify Discount Creator MCP

1 tools available

Cloud-hosted on Vinkius

Your agent can close sales right in the chat window. If a potential buyer stalls because of price, your AI client doesn't need to wait for human approval; it generates a custom discount code and drops it into the conversation immediately. This ability turns passive chat support into an active revenue stream.

We built this MCP to be surgically narrow. Forget massive integrations that require reading product catalogs or accessing customer profiles. Our focus is strictly on creating discounts. Your agent uses this tool to generate codes—like `VIP_SAVE_15`—and sends them directly to the customer. Because it only generates codes, your security risk is contained entirely within a one-way funnel. When you connect Shopify Discount Creator via Vinkius, your AI client gets immediate sales closing power while maintaining absolute data separation.

---

## Core Capabilities

### 01 — Generate custom discount codes

Creates unique percentage-based coupon codes in your live Shopify store.

### 02 — Prevent chat cart abandonment

Automatically intervenes during a sales conversation to provide an incentive when the customer hesitates about price.

### 03 — Secure, read-only discount application

Applies discounts without needing access to customer order history or private product data.

# One Click on Vinkius — From Prompt to Execution

Available at [vinkius.com/mcp/shopify-discount-creator](https://vinkius.com/mcp/shopify-discount-creator) — connect your AI agent in three steps.

- 01 Your AI client identifies a need for an incentive during a conversation.
- 02 It calls the tool, providing only two pieces of information: the desired code name and the percentage discount amount.
- 03 The MCP sends the unique code back to your agent, which then delivers it to the customer.

The bottom line is that your AI client can execute a full sales-closing sequence using just two inputs: a label for the code and its value.

---

## Built For

E-commerce operations managers, live chat support leads, and e-commerce marketing teams need this. If your business relies on high-volume digital sales and customer retention is measured by avoiding cart abandonment, this MCP solves the friction point.

### Customer Success Manager

Uses the tool to resolve price objections in real time during chat support, converting hesitating leads into paying customers.

### E-commerce Operations Lead

Integrates the MCP into automated checkout flows, ensuring that every potential point of sale has a mechanism for immediate discount generation.

---

## What Changes When You Connect

- 01 Stops revenue loss from hesitation. When a customer balks at the price, your agent doesn't just suggest a discount; it uses the tool to create and deliver a unique code immediately.

- 
- 02 Zero security overhead. Because this MCP only writes discounts and cannot read orders or access private data, you maintain high compliance standards while boosting sales.

---

  - 03 Streamlined chat experience. Instead of waiting for an employee to manually generate and send a discount via another dashboard, your agent handles the entire sequence instantly.

---

  - 04 Direct API control. The tool uses a focused POST request to the Shopify Admin REST API, requiring only the necessary 'write\_discounts' permission—no bloated full-stack access needed.

---

  - 05 Consistent promotion delivery. You ensure that every discount delivered by your AI client is functional and correctly formatted for the customer at checkout.
- 

---

## Real-World Applications

### Handling the Price Objection

A user chats with support, stating they love the product but it's too expensive. The agent recognizes the hesitation and uses the `create_shopify_discount` tool to generate a 15% code called 'CHAT\_VIP'. The agent sends this unique code immediately, securing the sale without human intervention.

### Abandoned Cart Recovery

An e-commerce platform detects a user leaving checkout and triggers a chat sequence. The agent uses the tool to generate a 10% discount code based on predefined rules, providing an instant incentive that prompts the buyer to return to the cart.

### Seasonal Promotional Chat

A marketing campaign needs to run limited-time flash sales. Instead of manually creating dozens of codes in Shopify's backend, the AI client uses the tool to generate specific codes (e.g., 'FLASH\_20') on demand, linking promotional chat support directly to inventory management.

---

## Patterns to Avoid

---

### Using full-featured e-commerce connectors

#### X AVOID

Trying to use a general Shopify integration that requires read access to product catalogs or customer billing information just to apply a discount.

#### ✓ INSTEAD

Stick strictly to the dedicated `create_shopify_discount`` tool. It is designed for write-only action, ensuring your agent can generate codes without ever needing broad system permissions.

### Manual code generation

#### X AVOID

A human support rep has to leave the chat interface, navigate to the Shopify backend, create a temporary discount, and then copy/paste it back into the conversation.

#### ✓ INSTEAD

Let your agent handle it. By connecting this MCP, the AI client executes `create_shopify_discount`` directly within the flow, keeping the customer experience seamless.

---

## The Right Fit

Use this MCP if your primary goal is maximizing chat-based conversions by providing instant price incentives. It's a specialized sales tool designed for high containment and low friction. Don't use it if you need to check current order status, modify product pricing globally, or read customer billing details—for that, you need different, more privileged integrations. If your process requires reading existing data before writing (e.g., 'Can I discount this item based on its category?'), then this MCP isn't enough; it is purely a write function for code creation.

---

## The friction of the manual sales close

In traditional e-commerce chat support, closing a sale based on price objections involves multiple handoffs. The agent must acknowledge the hesitation, then often has to interrupt the flow to manually generate or locate an eligible discount

With this MCP, that friction disappears. Your AI agent detects the price objection and instantly executes the necessary API call via `create_shopify_discount``. It generates the unique code on demand and delivers it to the customer

code in a separate admin panel. This process takes time and breaks the buyer's momentum.

immediately. The sale doesn't wait for a human click.

---

## Generate discount codes with Shopify Discount Creator

The most common manual steps that vanish are: logging into the admin panel, navigating to promotions, manually inputting the code name and percentage, saving the draft, and finally copy-pasting it back into the chat. These are all clicks removed.

What's different now is speed and focus. Your agent works entirely within the conversational context, making discount generation an immediate part of the dialogue, not a task requiring external navigation.

---

# Shopify Discount Creator: 1 Tool

This single tool allows you to programmatically create unique percentage-based discount codes for immediate use in your Shopify store.

#	TOOL	DESCRIPTION
01	<code>create_shopify_discount</code>	Generates a new percentage-based Shopify discount code using specified naming and discount percentages.

---

## See It in Action

Real prompts you can use once this MCP is connected to your AI agent through Vinkius Cloud.

**U** The customer is hesitating. Create a 15% discount code called AI\_VIP\_15 and give it to them.



I've generated the discount code AI\_VIP\_15. You can use it at checkout for 15% off!

---

## Frequently Asked Questions

### 01 Does Shopify Discount Creator create permanent codes?

No, it generates unique, temporary percentage-based codes for immediate use. The process is designed to give your agent the power to prevent cart abandonment during a chat.

### 02 Is this MCP secure if I connect it via Vinkius?

Yes. It operates as a 'Push-only' tool, meaning the agent can only write discount codes and cannot read orders or access sensitive customer data, keeping your system highly contained.

### 03 What information does my AI client need to run create\_shopify\_discount?

Your agent needs two pieces of input: the desired name for the code (e.g., 'VIP\_15') and the percentage discount amount (e.g., 15).

### 04 Can Shopify Discount Creator handle product-specific discounts?







The tool is designed to generate general percentage codes based on a percentage value, not specific products or SKUs.

# Go Live in 60 Seconds

Get your connection token from [cloud.vinkius.com](https://cloud.vinkius.com), then paste the endpoint URL into any MCP-compatible client.











YOUR MCP ENDPOINT

```
https://edge.vinkius.com/[TOKEN]/mcp
```

CLIENT	WHERE TO CONFIGURE
 <b>Claude AI</b>	Profile → Customize → Connectors → "+" → Add custom connector → Paste endpoint
 <b>Cursor</b>	Settings → Features → MCP Servers → "+ Add New MCP Server" → Type: SSE → Paste endpoint
 <b>VS Code</b>	Ctrl/Cmd+Shift+P → "MCP: Add Server" → add <code>"shopify-discount-creator": { "url": "..." }</code>
 <b>Windsurf</b>	MCP Settings → <code>mcp_settings.json</code> → Add endpoint URL
 <b>ChatGPT</b>	Settings → Tools & plugins → Add MCP server → Paste endpoint
 <b>Gemini</b>	Extensions → Add MCP Server → Paste endpoint URL

## ASK AN AI ABOUT THIS

Let your preferred AI explain this MCP server

-  **Ask ChatGPT** 
-  **Ask Claude** 
-  **Ask Perplexity** 
-  **Ask Gemini** 
-  **Ask Grok** 

READY TO CONNECT

# Shopify Discount Creator is live on Vinkius Cloud.

Get your connection token, paste it into your AI agent, and start building. No SDK. No deployment. Just results.

[Start at cloud.vinkius.com](https://cloud.vinkius.com) →

[vinkius.com](https://vinkius.com) · [support@vinkius.com](mailto:support@vinkius.com)

### INDEPENDENT PLATFORM DISCLAIMER

Vinkius is an independent platform and is not affiliated with, endorsed by, sponsored by, verified by, or otherwise authorized by Shopify Discount Creator. All third-party trademarks, logos, and brand names are the property of their respective owners. Their use in this document is strictly for informational purposes to identify service compatibility and interoperability.

### DOCUMENT INFORMATION

Generated	June 2026
MCP Server	Shopify Discount Creator MCP
Server ID	019e38ec-9c17-728f-a129-0f95fe537038
Platform	Vinkius Cloud for AI Agents
Endpoint	<a href="https://edge.vinkius.com/{token}/mcp">https://edge.vinkius.com/{token}/mcp</a>

### LICENSE & USAGE

This document is generated automatically by the Vinkius PDF Engine. Content reflects the MCP server configuration at the time of generation and may change as updates are deployed. For the most current information, visit [vinkius.com/mcp/shopify-discount-creator](https://vinkius.com/mcp/shopify-discount-creator).