

MCP SERVER

NO CODE

CLOUD HOSTED

WooCommerce Coupon Creator MCP

Instantly issue custom discounts via AI agent.

WooCommerce Coupon Creator gives your AI agent instant control over discounts for your online store. It lets you automatically generate single-use coupons, percentage codes, or fixed cart amounts without needing human intervention. Perfect for automating customer retention efforts or running real-time promotional campaigns directly through your chat client.

A+ Quality Score 100/100

discounts

coupons

customer-retention

promotions

api-integration



The connectivity layer between AI and the world's software.



Vinkius sits between AI and every application. All communication passes through Vinkius Cloud via the Model Context Protocol (MCP) — with governance, observability, and security at every layer.

Your AI Connections Run Through Vinkius Cloud

The world's largest
managed MCP catalog

Vinkius is the connectivity layer where AI connects to the software your business already runs. We handle the hosting, the security, the credentials, the uptime — you get agents that actually do things.

We operate the world's largest managed MCP catalog. Major SaaS platforms, CRMs, databases, and cloud providers — running, monitored, production-ready. This MCP server is hosted and maintained by the Vinkius Cloud for AI Agents.

The agent doesn't manage credentials, doesn't manage uptime, doesn't manage security. Vinkius does.

— Architecture principle

Four Pillars of the Vinkius Runtime

01 — Security by design

Credentials stay encrypted at rest via AES-256. The AI agent never touches raw keys — they're injected into a sandboxed V8 isolate at runtime. Actions are logged, and connections have an emergency kill switch.

03 — Deterministic observability

Eight immutable metrics per endpoint: request volume, p95 latency, error rate, active connections, cost attribution. A live payload feed logs every tool call with mutation detection.

02 — Built on MCP Fusion

This MCP server was built with **MCP Fusion**, the open-source framework (Apache 2.0) that powers the entire Vinkius catalog. Schema-as-firewall strips undeclared fields, compiled PII redaction runs at zero overhead, and cryptographic lockfiles produce git-diffable audit trails.

04 — Autonomous operations

Servers are deployed, monitored, and patched autonomously. New capabilities and security patches ship weekly. Zero-downtime deployments ensure continuous availability across all managed MCP servers.

AES-256

Encryption at rest

Ed25519

PKI vault signatures

24h TTL

Ephemeral session keys

V8 Isolate

Sandboxed execution

One Token. Instant Access.

Every MCP server on Vinkius is accessed through a **Connection Token**. Tokens are generated in the cloud dashboard and produce a unique MCP endpoint URL. Paste this URL into any MCP-compatible client — no SDK required.

A single token can serve **multiple AI clients simultaneously**, or you can issue separate tokens per client for granular access control. Each token tracks its own request count, last activity timestamp, and can be individually enabled or revoked.

MCP ENDPOINT

`https://edge.vinkius.com/{token}/mcp`

Claude



Cursor



VS Code



Windsurf



Grok



Gemini

Security Is the Architecture

Security in Vinkius is not a feature — it's the foundation of the runtime. The gateway enforces multiple independent protection layers between AI agents and third-party APIs.

01 — Ed25519 PKI Vault

Every workspace has an Ed25519 Master Key. Session keys are generated ephemerally (24h TTL) and signed by the Master Key. Credentials never leave the vault boundary.

02 — V8 Isolate Sandboxing

Tool code runs inside isolated-vm V8 isolates with 64 MB memory caps and per-request timeouts. No filesystem access, no network access except through the SSRF-guarded fetch bridge.

03 — SSRF Guard

All outbound HTTP requests are DNS-resolved and validated before execution. Private IP ranges (10.x, 172.16-31.x, 192.168.x, AWS metadata 169.254.x) are blocked at the network layer.

05 — Cryptographic Audit Trail

Every request is signed into a SHA-256 hash chain with Ed25519 signatures. Events form a tamper-proof, SIEM-exportable forensic record.

04 — DLP & PII Redaction

A ResponseGuard pipeline intercepts every tool response. Configurable redaction patterns strip sensitive fields (emails, SSNs, card numbers) before data reaches the AI agent.

06 — Honeypot Trap System

Phantom credentials are injected into isolated environments. If a honeypot is used outside Vinkius infrastructure, the server is quarantined instantly.

Emergency Kill Switch

EU AI Act Art. 14(1)
Compliant

The kill switch is an **emergency halt** mechanism — not a simple toggle. When triggered, it executes three actions atomically:

01 — Server deactivated

The MCP server is immediately taken offline across the entire cluster.

02 — All tokens revoked

Every connection token is invalidated. Total lockout — reconnection blocked until new tokens are issued.

03 — WebSocket connections killed

Active connections terminated via Redis pubsub broadcast. Propagates to every runtime node in the cluster.

Full Visibility. Zero Guesswork.

The Vinkius cloud dashboard includes a full MCP Governance suite — real-time analytics and security controls for production AI operations.

Control Plane

KPI dashboard with request volume, latency, success rate, token consumption, and AI-generated operational briefings.

FinOps

Cost tracking per tool, payload compression savings, budget optimization signals, and consumption trends.

Firewall & DLP

PII redaction activity, sensitive data protection counters, and security event timeline.

Agent Activity

Which AI clients are connecting, how often, and what they're doing — real-time session tracking.

Tool Health

Slowest and most error-prone tools, with actionable root-cause insights and performance baselines.

Incident Log

Error trends, failure rates, status-code breakdowns, and forensic audit trail access.

Get started at cloud.vinkius.com — connect your AI agent in under 60 seconds.

WooCommerce Coupon Creator MCP

1 tools available

Cloud-hosted on Vinkius

Dealing with customer complaints used to mean a dead end: 'I need to pass this to a manager.' This MCP changes that by giving your AI agent the ability to solve friction in real time. Instead of waiting for human approval, the system generates custom WooCommerce coupons instantly. You can program it to issue a single-use 15% discount if an order is delayed or automatically apply a fixed \$10 credit when certain product categories are viewed.

It's designed for safety too. The agent only has permission to create coupons; it can't read your customer database, alter prices, or change store settings. This level of controlled power means you get automated, instant problem resolution without opening up security risks. Accessing this capability through the Vinkius catalog lets you connect your preferred AI client and execute these promotions directly from a chat window.

Core Capabilities

01 — Generate single-use codes

The agent creates coupons that can only be redeemed once, preventing misuse.

03 — Issue percentage-based offers

The agent creates codes that apply a percentage discount to the total cart value.

02 — Apply fixed dollar discounts

It generates coupons for a specific monetary amount (e.g., \$25 off).

04 — Set usage limits and dates

You can specify if the coupon expires or has an end date, giving fine control over promotions.

One Click on Vinkius — From Prompt to Execution

Available at vinkius.com/mcp/woocommerce-coupon-creator — connect your AI agent in three steps.

- 01** Your AI agent detects a trigger—for example, a customer complaint about shipping delays.
- 02** The agent calls this MCP, passing parameters like the desired discount percentage (15%) and usage limits (single-use).
- 03** WooCommerce receives the request, generates the coupon code in your store, and the agent delivers the usable code back to the user.

The bottom line is that you move from a slow, multi-step human workflow to an instant, automated discount issuance process.

Built For

This MCP is essential for e-commerce operations teams and customer support managers. It solves the common pain point of 'disempowered bots,' where AI agents hit a wall because they can't resolve customer issues without human intervention.

Customer Support Manager

They set up automated workflows so that when an agent detects high frustration, the bot immediately generates and offers an appeasement discount code.

Marketing Operations Specialist

They use this MCP to run sudden, targeted promotions—like a flash sale coupon valid only for 24 hours—without manually updating store banners or codes.

E-commerce Developer

They integrate the ``create_woocommerce_coupon`` tool into custom agent logic to handle checkout flow failures gracefully by issuing a specific, temporary discount.

What Changes When You Connect

-
- 01** Instant Customer Recovery: Stop having bots fail. When a customer complains, the agent immediately runs `create_woocommerce_coupon` to provide an instant discount code, winning back loyalty on the spot.

 - 02** Controlled Promotions: You don't risk over-discounting. The agent only creates coupons and cannot modify pricing or view sensitive customer data.

 - 03** Automated Retention Logic: Build workflows where negative events (like shipping delays) automatically trigger a compensatory coupon via `create_woocommerce_coupon`, improving the overall customer journey.

 - 04** Flexible Marketing Campaigns: Use this tool to deploy complex offers, such as fixed-cart discounts for specific product lines or percentage codes tied to seasonal sales.

 - 05** Efficiency in Support: Instead of copying code and pasting it into a ticketing system, the AI agent handles the entire lifecycle—creation, validation, delivery—in one conversation.
-

Real-World Applications

Handling delayed orders

A customer complains their order is two days late. Instead of the bot saying 'Talk to a manager,' your agent detects the complaint and uses ``create_woocommerce_coupon`` with a 15% discount and single-use limit, solving the issue instantly.

Seasonal flash sales

Marketing ops needs a last-minute sale code. They prompt their agent to run the tool, creating a fixed \$5 discount for only one week and deploying it globally across support channels.

Targeted abandoned cart recovery

A user leaves items in their cart. The AI agent detects this pattern and uses ``create_woocommerce_coupon`` to generate a time-limited 10% off coupon, encouraging immediate checkout completion.

Managing bulk discounts

The team needs to offer specific groups (like corporate clients) unique deals. The agent generates a custom coupon with strict usage rules, keeping the pricing structure clean and controlled.

Patterns to Avoid

Assuming full access

X AVOID

Thinking that because you have an AI client connected, it can modify product prices or read private customer order details before generating a coupon.

✓ INSTEAD

Remember this MCP only grants permission to `*create*` coupons. If you need to check pricing data or view user history, you'll need a separate tool for those specific actions.

Over-complicating the discount

X AVOID

Trying to manage every possible combination of discounts (e.g., '10% off if they buy two items AND it expires next month').

✓ INSTEAD

Start simple. Use ``create_woocommerce_coupon`` to test basic fixed or percentage discounts first, then add complexity as needed.

Relying on manual steps

X AVOID

Manually logging into WooCommerce, navigating the coupons page, and creating a coupon every time an agent needs to issue a discount.

✓ INSTEAD

Let your agent handle it. Use ``create_woocommerce_coupon`` directly from your chat interface; it bypasses all the manual clicks.

The Right Fit

Use this MCP if your primary need is automated, real-time coupon generation based on specific logic (percentage off, fixed amount,

single use). It's perfect for customer service automation or immediate marketing response. Don't use it if you just need to view existing coupons, manage user accounts, or calculate potential revenue—for that, you'll need a different tool or API access. If your goal is complex inventory management or product catalog updates, this coupon tool won't help. It's narrowly focused on the discount lifecycle; keep those boundaries in mind.

The Pain of Passing the Buck

Today, when a customer is frustrated—maybe their item was delayed or they found a better deal elsewhere—the support bot hits a wall. It can't help. All it can do is read canned responses like 'I need to escalate this' or 'Please wait for a manager.' This forces the customer into an agonizing waiting loop and guarantees negative brand sentiment.

With this MCP, that entire process vanishes. Your AI agent detects the pain point and instantly executes `create_woocommerce_coupon`. The discount is generated, validated, and delivered in seconds. You turn a moment of potential disaster into immediate, automated customer recovery.

Coupon Generation with `create_woocommerce_coupon`

The manual steps that disappear are the logins, the navigation to the WooCommerce dashboard, the form filling for discount type, expiration dates, and usage limits. All of that tedious, repetitive work is gone.

Now, your agent handles it all in natural conversation. You don't just offer a coupon; you execute an immediate commercial action against your store.

WooCommerce Coupon Creator: 1 Tools

This MCP gives you direct control over generating, managing, and deploying customized discount coupons for any WooCommerce store.

#	TOOL	DESCRIPTION
01	<code>create_woocommerce_coupon</code>	Generates and creates a new discount coupon code within your WooCommerce store for immediate use in customer interactions or campaigns.

See It in Action

Real prompts you can use once this MCP is connected to your AI agent through Vinkius Cloud.

- U** The customer is unhappy because their order was delayed. Generate a 15% discount code valid for a single use to make it right.



I've created a single-use 15% off coupon for the customer. The code is `DELAYED15`.

Frequently Asked Questions

01 Can the WooCommerce Coupon Creator MCP generate multiple types of coupons?

Yes, the tool supports various formats including percentage discounts, fixed cart amounts, and specific minimum spend requirements. You just need to specify those parameters in your prompt.

02 Is it safe for my store to let an AI agent run `create_woocommerce_coupon`?

Yes. The MCP is designed with zero-trust safety measures. It only grants the permission needed to `*create*` coupons and cannot read private data or change core pricing.

03 How do I make sure a coupon generated by `create_woocommerce_coupon` is single-use?

When calling the tool, you must specify the usage limit parameter. This ensures that even if the code is leaked, it can only be redeemed once.

04 What happens if I try to use `create_woocommerce_coupon` for something other than discounts?

The tool is strictly limited to generating and managing discount coupons. It won't work for tasks like updating product descriptions or changing shipping rates.

05 Does this MCP require me to have a WooCommerce store already set up?







Yes, because it connects directly to your WC instance, the coupon creation process requires an existing, accessible WooCommerce setup.

Go Live in 60 Seconds

Get your connection token from cloud.vinkius.com, then paste the endpoint URL into any MCP-compatible client.










YOUR MCP ENDPOINT

```
https://edge.vinkius.com/[TOKEN]/mcp
```

CLIENT	WHERE TO CONFIGURE
 Claude AI	Profile → Customize → Connectors → "+" → Add custom connector → Paste endpoint
 Cursor	Settings → Features → MCP Servers → "+ Add New MCP Server" → Type: SSE → Paste endpoint
 VS Code	Ctrl/Cmd+Shift+P → "MCP: Add Server" → add <code>"woocommerce-coupon-creator": { "url": "..." }</code>
 Windsurf	MCP Settings → <code>mcp_settings.json</code> → Add endpoint URL
 ChatGPT	Settings → Tools & plugins → Add MCP server → Paste endpoint
 Gemini	Extensions → Add MCP Server → Paste endpoint URL

ASK AN AI ABOUT THIS

Let your preferred AI explain this MCP server

-  **Ask ChatGPT** 
-  **Ask Claude** 
-  **Ask Perplexity** 
-  **Ask Gemini** 
-  **Ask Grok** 

READY TO CONNECT

WooCommerce Coupon Creator is live on Vinkius Cloud.

Get your connection token, paste it into your AI agent, and
start building. No SDK. No deployment. Just results.

[Start at cloud.vinkius.com](https://cloud.vinkius.com) →

vinkius.com · support@vinkius.com

INDEPENDENT PLATFORM DISCLAIMER

Vinkius is an independent platform and is not affiliated with, endorsed by, sponsored by, verified by, or otherwise authorized by WooCommerce Coupon Creator. All third-party trademarks, logos, and brand names are the property of their respective owners. Their use in this document is strictly for informational purposes to identify service compatibility and interoperability.

DOCUMENT INFORMATION

Generated	June 2026
MCP Server	WooCommerce Coupon Creator MCP
Server ID	019e390b-da85-70b3-ae55-78d4c31c5fbe
Platform	Vinkius Cloud for AI Agents
Endpoint	https://edge.vinkius.com/{token}/mcp

LICENSE & USAGE

This document is generated automatically by the Vinkius PDF Engine. Content reflects the MCP server configuration at the time of generation and may change as updates are deployed. For the most current information, visit vinkius.com/mcp/woocommerce-coupon-creator.